

Kindergarten

Individual Teaching Material

Ages 3-5

Year A Fourth Quarter 2020




A Supplementary Sabbath School Resource for Leaders/Teachers of Kindergarten

GraceLink Sabbath School Curriculum

Kindergarten Lesson 1

Readiness Activity A

Provide white paper circles (five to seven cm) in diameter on for each child. Provide crayons or coloured pencils.
Children to colour each circle a deferent colour and stick it to the prayer box



Kindergarten Lesson 1

Applying the Lesson




Kindergarten Lesson 2

Sharing the Lesson: Make a Card

Copy one for each child. Have them colour the picture. Help the children write their names on the card.


Get well



Kindergarten Lesson 3

Readiness Activity C: Helping Others

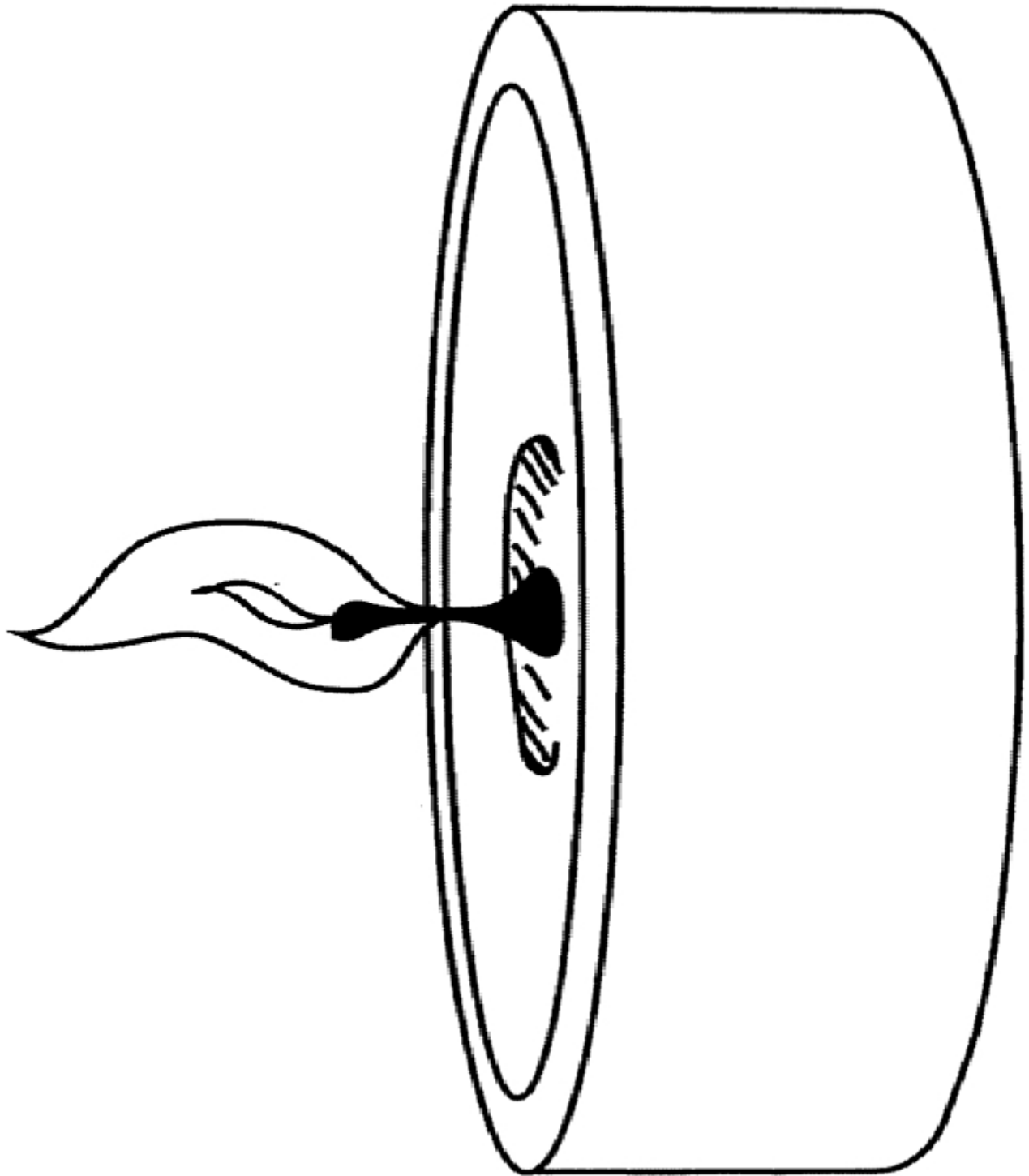
Show pictures of children or adults helping others. Place the pictures on the floor. Children will take turns throwing the beanbag on a picture and tell what is happening in that picture.



Kindergarten Lesson 4

Sharing the Lesson: Paper Candle

Draw a picture of something that Jesus has done for you on the side of the candle. Then colour it in.



Kindergarten Lesson 5

Readiness Activity A: Happy / Sad Faces

Give each child a full page of eight faces and a pencil. Read the statements and ask the children to turn a face into either a smiling mouth or a frowning mouth to represent how they would feel.



1



2



3



4



5



6



7



8

Kindergarten Lesson 5

Readiness Activity B: Wipe Away the Tears


Give each child a picture and a pencil. Ask the children to think about something that has made them sad, and then to draw tears on the face. After the debriefing, have the children erase the tears they drew.



Kindergarten Lesson 6

Readiness Activity B: Lamb


Make a copy and cut out for each child. Cover picture of the lamb with glue and stick cotton balls for wool. Add to room decorations.



Kindergarten Lesson 6

Sharing the Lesson: Door Hanger


Copy and cut a door hanger for each child. Distribute the supplies and have them colour it in their favourite colour.



Kindergarten Lesson 7

Readiness Activity C: Happy / Sad Face


Ahead of time, make two large drawings on paper plates or large circles of paper, one a happy face and one a sad face. Place these on the wall where children can see them easily.



Kindergarten Lesson 7

Sharing the Lesson: Make a Coin

In advance, make copies of the coin. Children will colour it and give to someone who is not at church or who is ill.



Kindergarten Lesson 7

Sharing the Lesson: Make a Card

Make a copy for each child. They will colour it and give to someone during the week who was not at church.




Jesus loves us all

Kindergarten Lesson 9

Readiness Activity C: Growing Leaves

In advance, copy the leaves onto green paper. Have the children cut out two sizes of leaves. Use in the Bible lesson.



Kindergarten Lesson 9


Sharing the Lesson: Mustard Seed Card

In advance, copy the mustard seed card for each child. Give each child one mustard seed (or other small seed) to tape or glue to the card. Encourage the children to give their card to someone today.

**“Grow in the grace
... of ...Jesus.”
2 Peter 3:18, NIV**



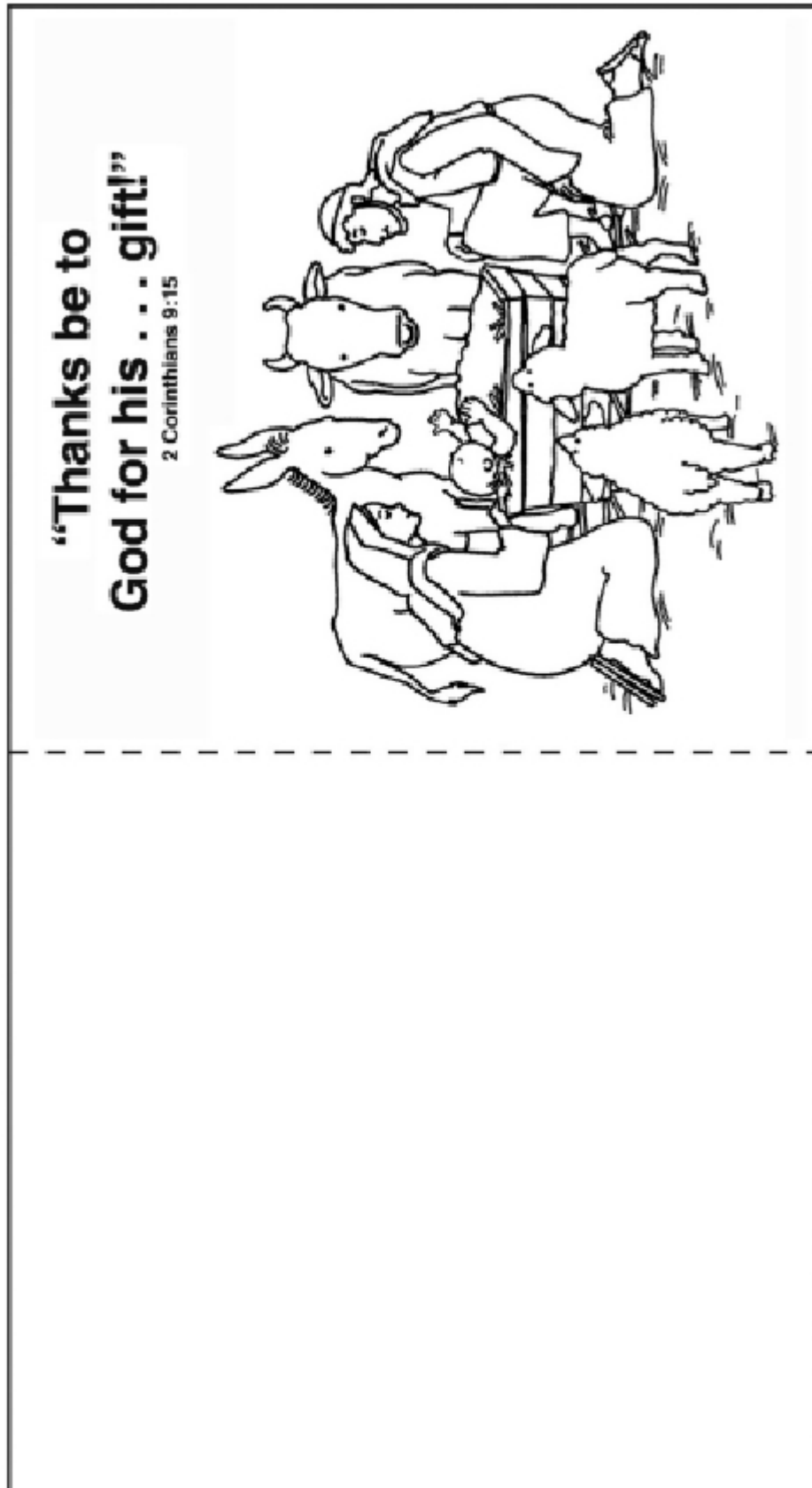
Kindergarten Lesson 9
Sharing the Lesson: Jesus Loves You Card
(Alternative)



Kindergarten Lesson 10

Sharing the Lesson: A Gift for You

In advance, make a copy of the card for each child. Have the children decorate the cards, fold in half on the dotted line. Help them write their name on the inside of the card.



Kindergarten Lesson 11

Readiness Activity A: Paper Angel

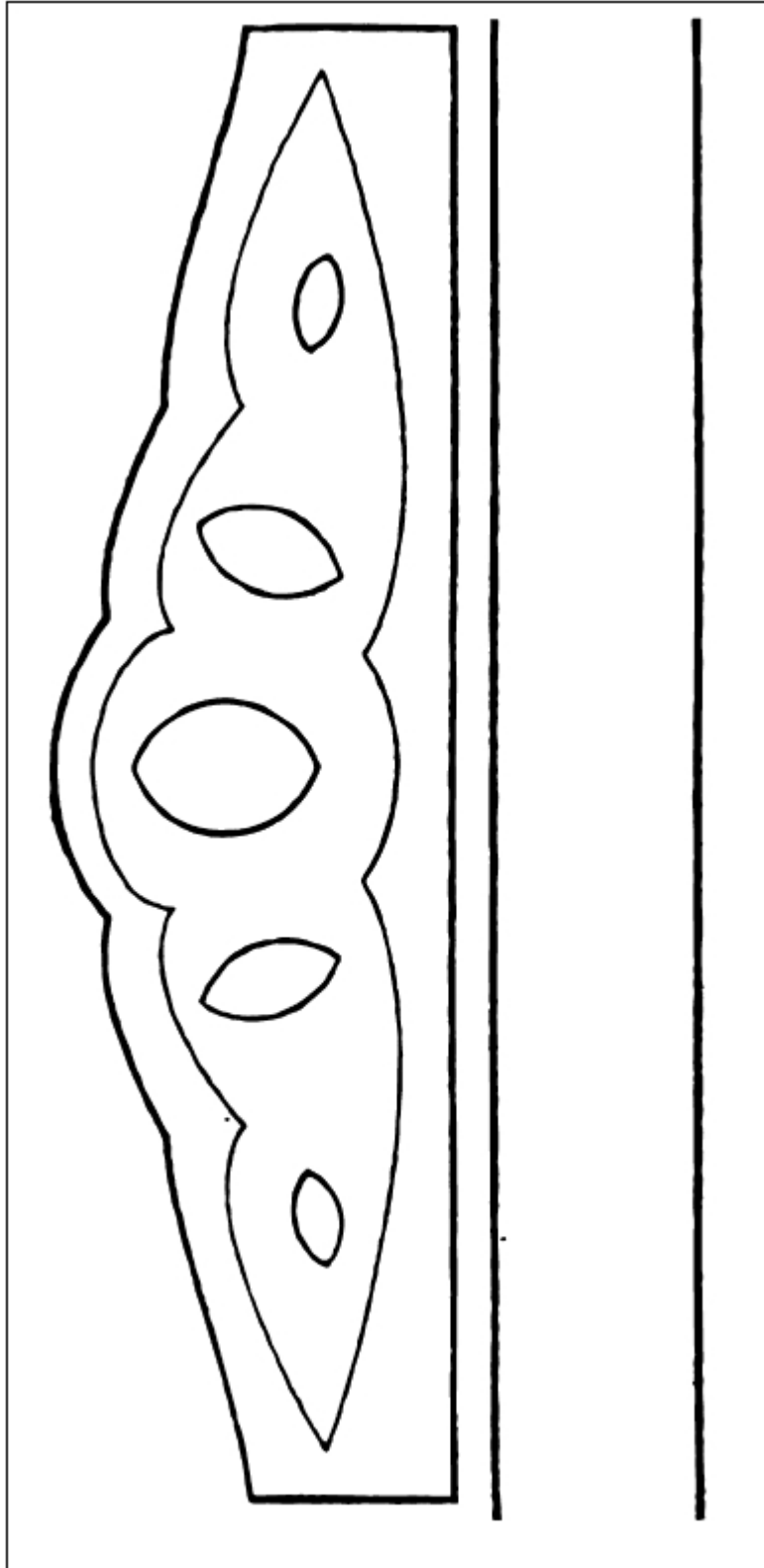
Have each child decorate a large figure of an angel. Write his/her name on the angel, punch a hole, attach a string or white thread, and hang the angels from the ceiling in your room.



Kindergarten Lesson 12

Readiness Activity B: Crown

Copy and cut out one crown per child. Have them colour their crowns. Staple together to fit around the head.



Kindergarten Lesson 12

Sharing the Lesson: Whom Will You Tell?

Make a copy for each child. Have them colour it and write their names at the back.



Kindergarten Lesson 13
Applying the Lesson: The Gift of our Hearts

Make a copy for each child. Children decorate their heart to take home.





GraceLink/Children's Sabbath School Department
Northern Conference of Seventh-day Adventists
Advent Centre
131 Oxford Road, Bedford Gardens, 2007
Tel (011) 6166800
Email: children@nc.adventist.org
www.ncadventist.org