

# Beginner

## Individual Teaching Material

Ages Birth-2

Year A Fourth Quarter 2020



A Supplementary Sabbath School Resource for Leaders/Teachers of Beginners  
GraceLink Sabbath School Curriculum

# Beginners Lesson 1 Week 1

## Make and Take: Stained Glass Heart

Sample:

1. Draw heart  
Before Peeling  
backing

2. Place contact paper sticky side up

4. Place tissue pieces  
Over heart and verse

3. Place memory verse

"I pray ... that your health is good"  
3 John 2

5. Place second contact paper  
On top to seal , then cut  
Heart out with scissors

6. Punch hole and tie with string to hang



**"I pray ... that your health is good."**

**3 John 2**

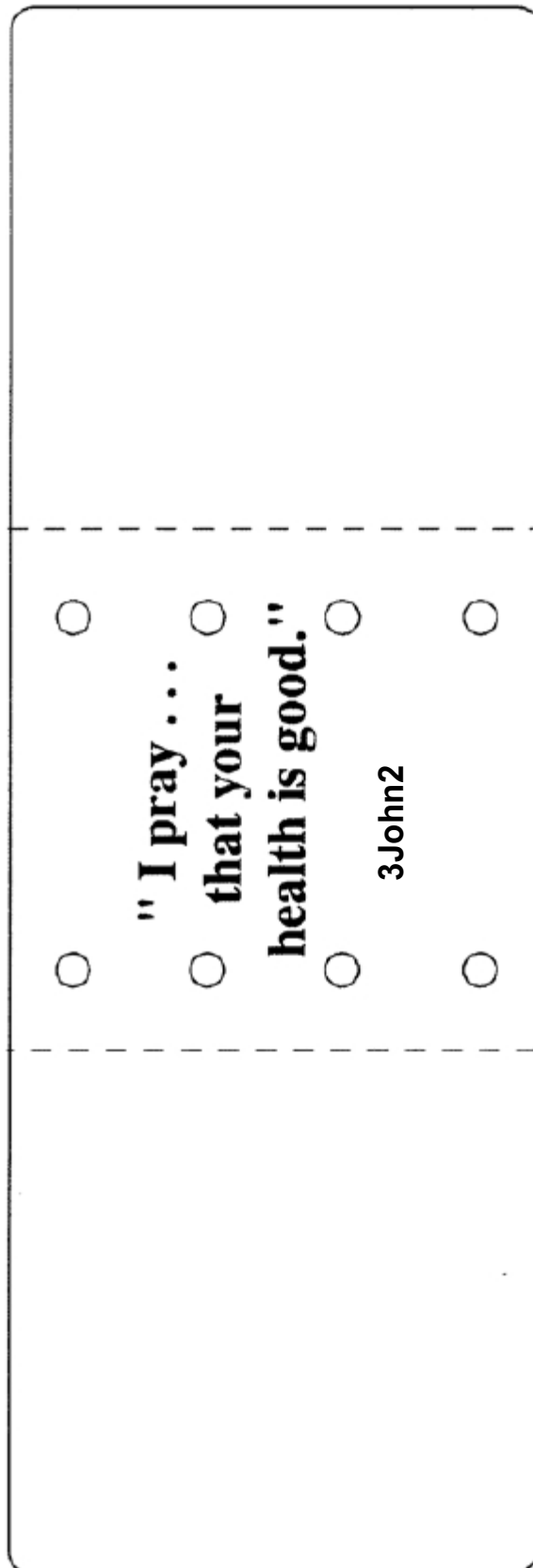
**Beginners Lesson 1 Week 1**  
**Arrival Activity B: Happy / Sad Face**



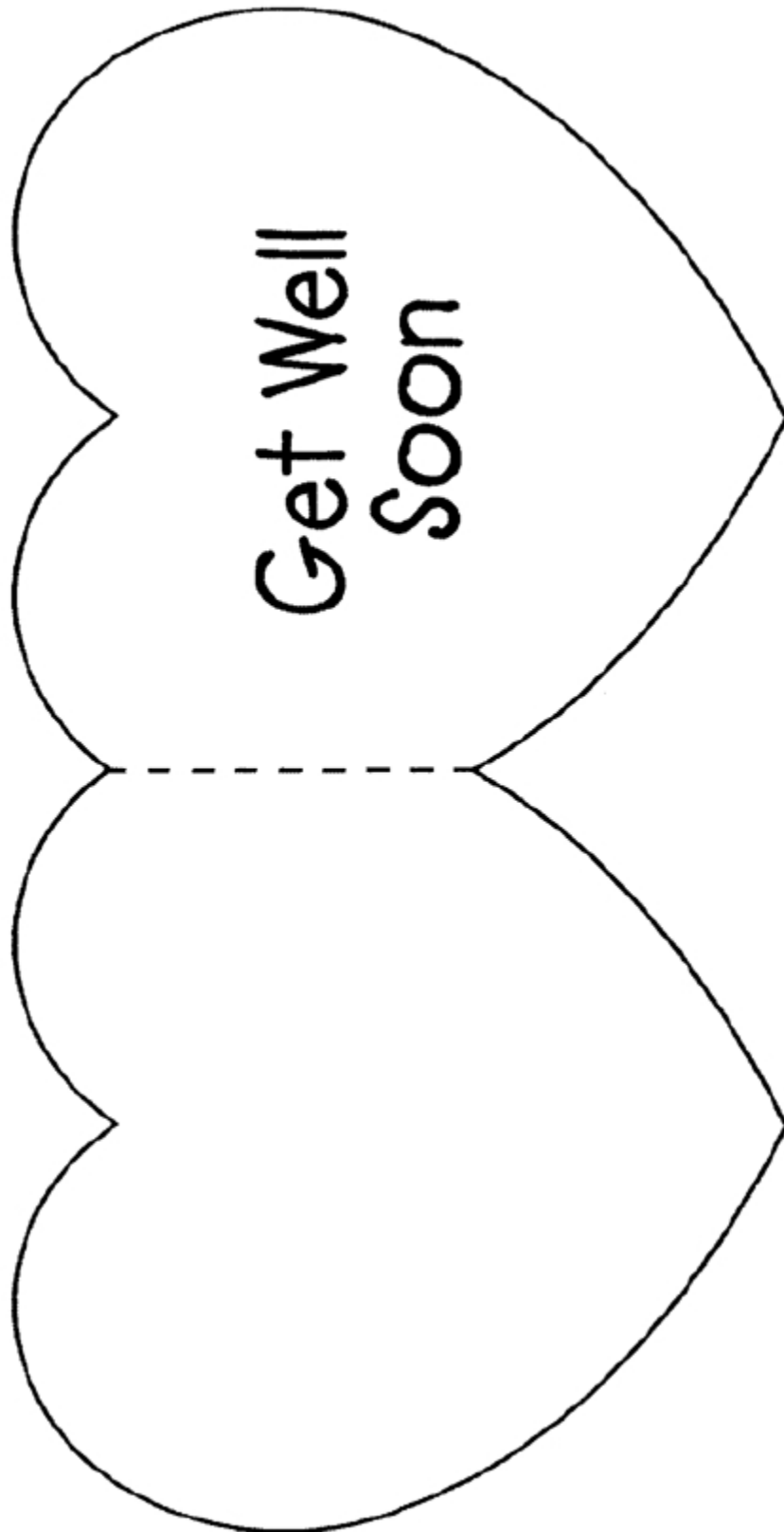
**Beginners Lesson 1 Week 2**  
**Make and Take: Little Girl's Bed**




**Beginners Lesson 1 Week 3**  
**Make and Take: Big Bandage**




**Beginners Lesson 1 Week 5**  
**Make and Take: Get Well Card**



**Beginners Lesson 2**  
**Experiencing the Story B**

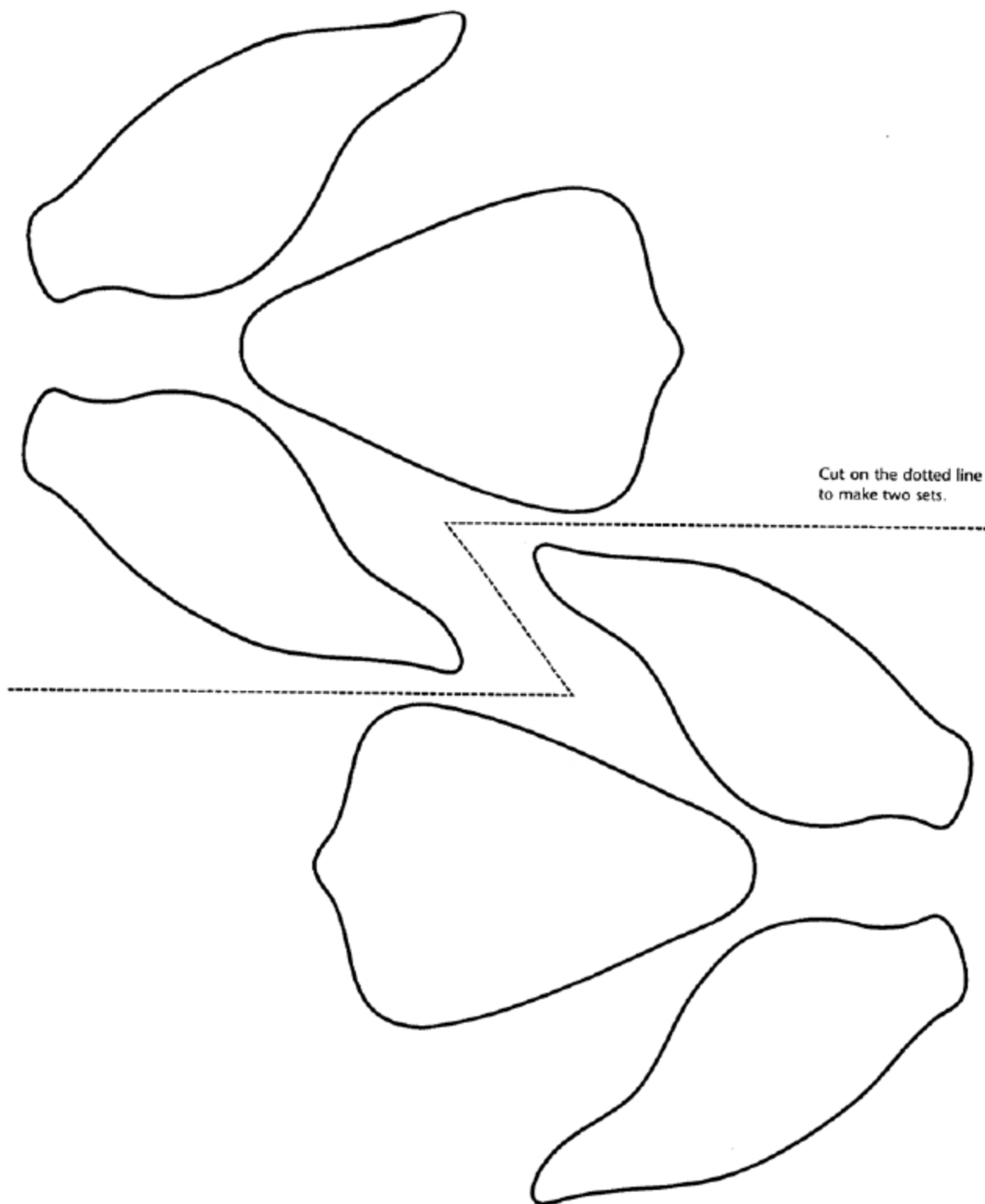


**Beginners Lesson 2**  
**Experiencing the Story**

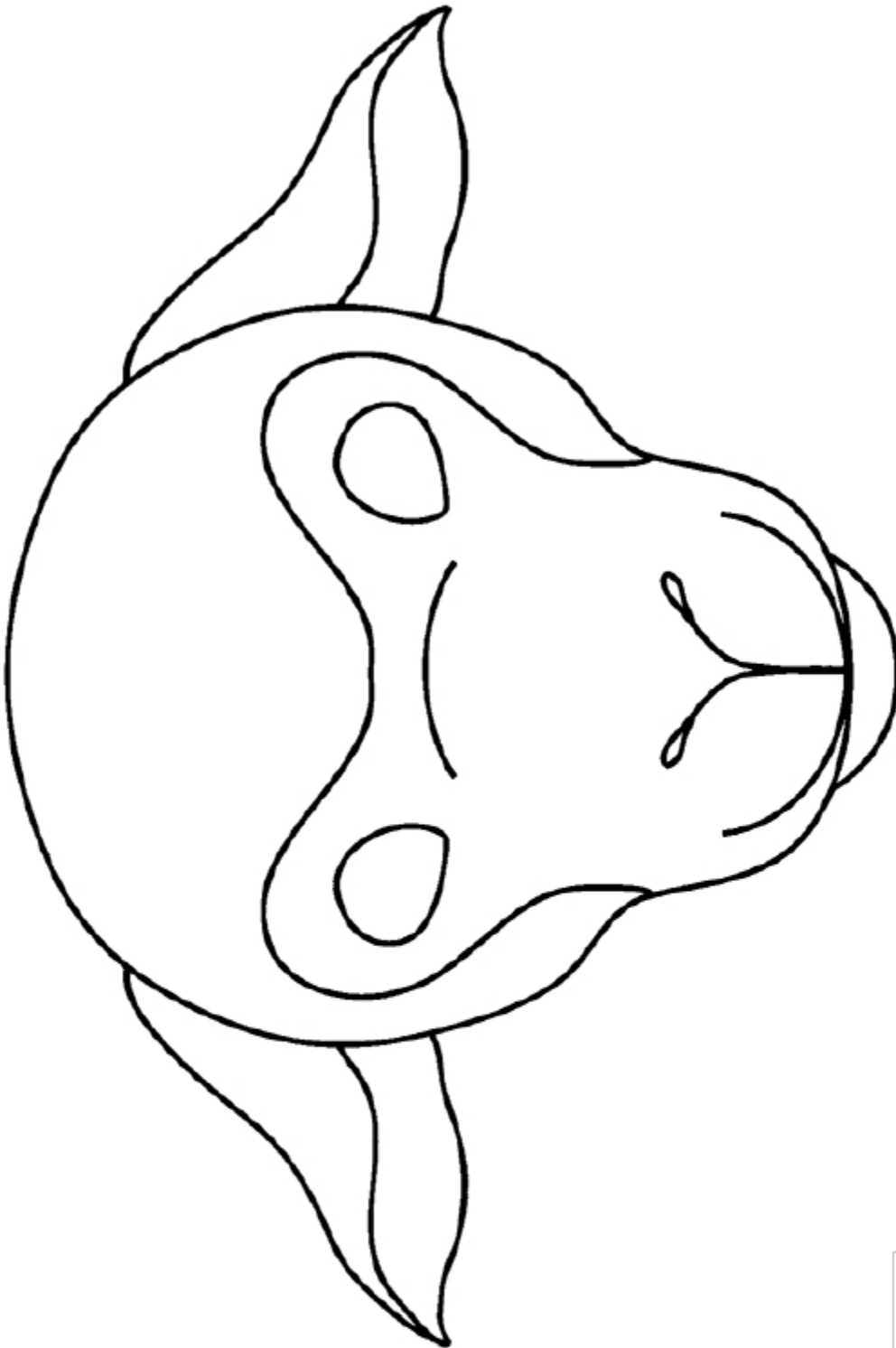





**Beginners Lesson 2**  
**Make and Take: Naming and Counting the Sheep**  
**Experiencing the Story**



**Beginners Lesson 2 Week 3**  
**Make and Take: Paper Bag Lamb**



**Beginners Lesson 2 Week 4**  
**Make and Take: Stick Sheep**




**Sample:**

# Beginners Lesson 3

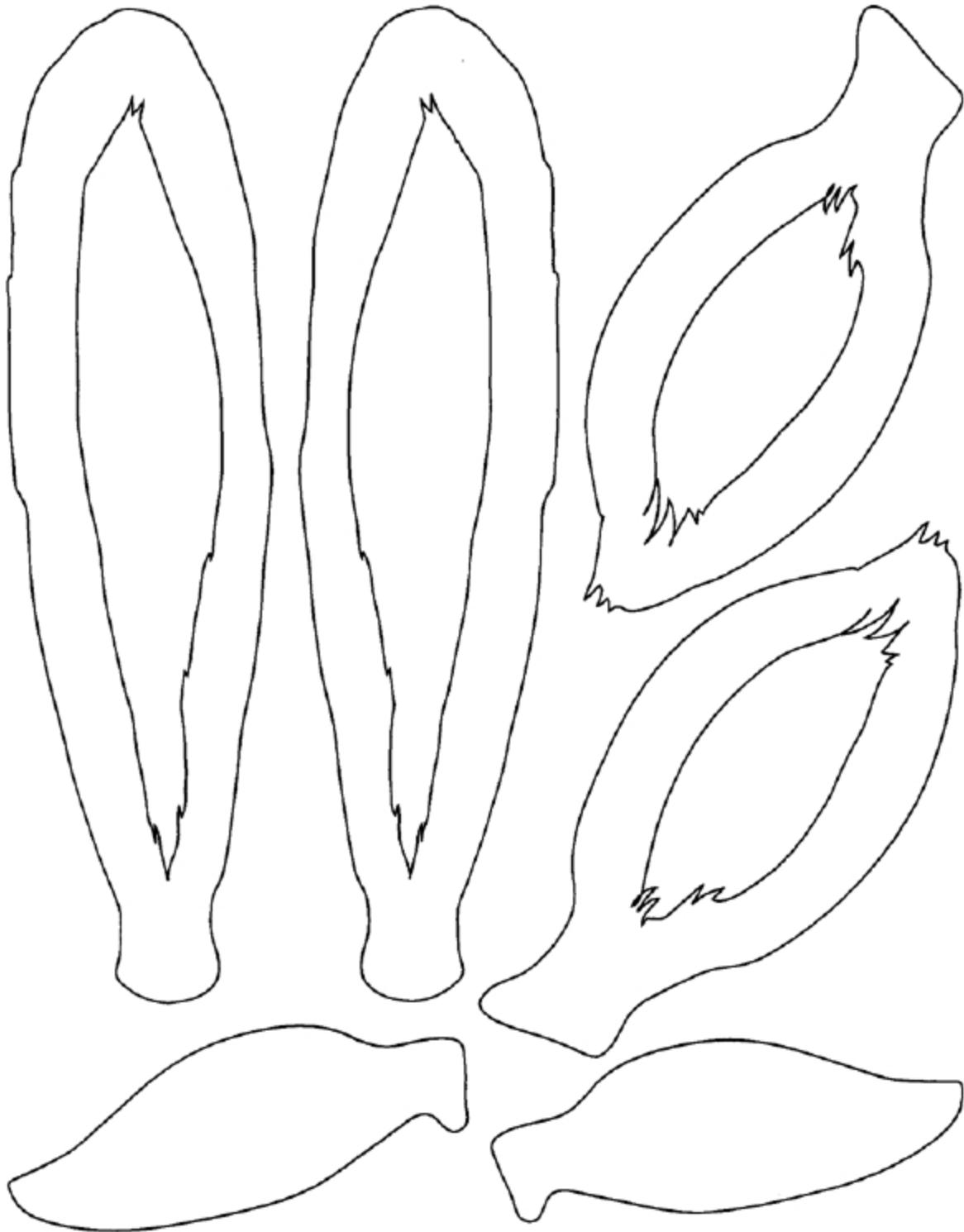
## Experiencing the Story B



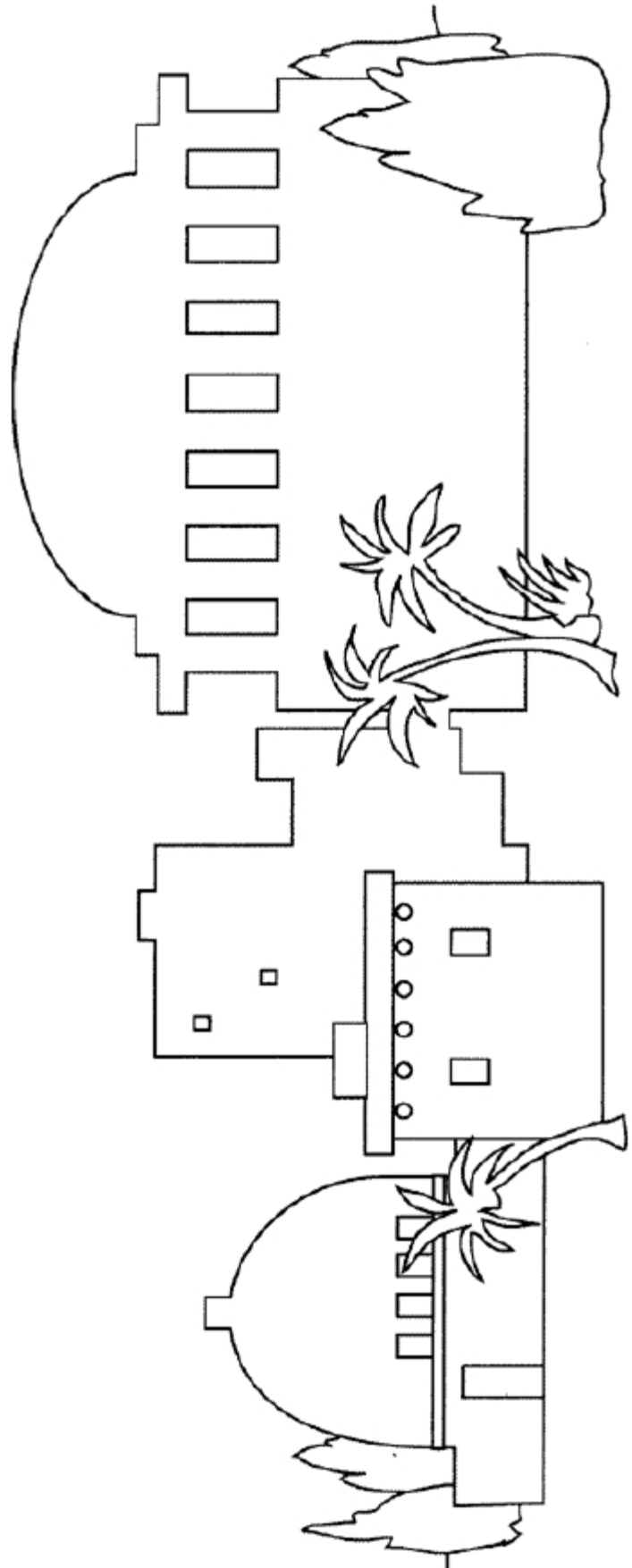
**Beginners Lesson 3 Week 1**  
**Make and Take: Star**



**Beginners Lesson 3 Week 3**  
**Make and Take: Animal Ears Hat**






**Beginners Lesson 3 Week 5**  
**Make and Take: Bethlehem's Star**



## Beginners Lesson 3

### Jesus' Birth Finger Play

<b>Thank You, God</b>		<i>(Point upward.)</i>
<b>for the innkeeper</b>		<i>(Hold up pointer finger.)</i>
<b>who offered the manger</b>		<i>(Cup hands.)</i>
<b>to Joseph the father</b>		<i>(Hold one thumb up.)</i>
<b>and Mary the mother</b>		<i>(Hold other thumb up.)</i>
<b>of Baby Jesus.</b>		<i>(Place palms together, resting against one cheek.)</i>
<b>And for the angels that sang,</b>		<i>(Wiggle fingers.)</i>
<b>and the shepherds</b>		<i>(Count fingers.)</i>
<b>who came to the manger</b>		<i>(Cup hands.)</i>
<b>to worship Baby Jesus.</b>		<i>(Place palms together, resting against one cheek.)</i>
<b>Most of all, thank You, God,</b>		<i>(Point upward.)</i>
<b>for Baby Jesus,</b>		<i>(Place palms together, resting against one cheek.)</i>
<b>who grew to be a big man</b>		<i>(Open arms wide.)</i>
<b>who loves us all.</b>		<i>(Point to self, then to others.)</i>





**GraceLink/Children's Sabbath School Department**  
**Northern Conference of Seventh-day Adventists**  
**Advent Centre**  
**131 Oxford Road, Bedford Gardens, 2007**  
**Tel (011) 6166800**  
**Email: [children@nc.adventist.org](mailto:children@nc.adventist.org)**  
**[www.ncadventist.org](http://www.ncadventist.org)**