


Q2-2020 Teacher's Edition

PRIMARY

Leader/
Teacher
Guide



Second Quarter
Year A

Primary Leader/Teacher Guide

A Sabbath School Resource for Leaders/Teachers of Primary Children
GraceLink Sabbath School Curriculum

Year A, Second Quarter

www.gracelink.net

EDITOR	Falvo Fowler
WORLD SABBATH SCHOOL DIRECTORS	Ramon Canals, James Howard
GENERAL CONFERENCE ADVISOR	Ted N. C. Wilson
CONSULTING EDITOR	Artur Stele
ILLUSTRATOR	Kim Justinen
ELECTRONIC MAKEUP	Tonya Ball
CIRCULATION	Rebecca Hilde

A Publication of the Sabbath School and Personal Ministries Department
General Conference Corporation of Seventh-day Adventists®
12501 Old Columbia Pike
Silver Spring, MD 20904-6600, U.S.A.

Unless otherwise noted, Bible texts are from the *Holy Bible, New International Version*. Copyright © 1973, 1978, 1984, 2011 by Biblica, Inc.* Used by permission. All rights reserved worldwide.

Scriptures credited to ICB are from the *International Children's Bible*®, copyright © 1986, 1988, 1999, 2015 by Tommy Nelson. Used by permission.

Texts credited to NKJV are from the New King James Version®. Copyright © 1982 by Thomas Nelson. Used by permission. All rights reserved.

Scripture quotations marked NLT are taken from the *Holy Bible, New Living Translation*, copyright © 1996, 2004, 2007, 2013, 2015 by Tyndale House Foundation. Used by permission of Tyndale House Publishers, Inc., Carol Stream, Illinois 60188. All rights reserved.

Bible texts credited to RSV are from the Revised Standard Version of the Bible, copyright © 1946, 1952, 1971, by the Division of Christian Education of the National Council of the Churches of Christ in the U.S.A. Used by permission.

Primary Leader/Teacher Guide (USPS 015-569). Vol. 86, No. 2, Second Quarter 2020. Published quarterly and copyrighted by the General Conference Corporation of Seventh-day Adventists®, 12501 Old Columbia Pike, Silver Spring, MD 20904-6600, U.S.A. Printed for the General Conference of Seventh-day Adventists® by the Pacific Press® Publishing Association, 1350 N. Kings Road, Nampa, ID 83687, U.S.A. Text copyrighted © 2020 General Conference of Seventh-day Adventists®. All rights reserved. No part of the *Primary Leader/Teacher Guide* may be edited, altered, modified, adapted, translated, reproduced, or published by any person or entity without prior written authorization from the General Conference of Seventh-day Adventists®. The division offices of the General Conference of Seventh-day Adventists® are authorized to arrange for translation of the *Primary Leader/Teacher Guide*, under specific guidelines. Copyright of such translations and their publication shall remain with the General Conference. "Seventh-day Adventist," "Adventist," and the flame logo are registered trademarks of the General Conference of Seventh-day Adventists® and may not be used without prior authorization from the General Conference. Art copyrighted © 2003 by Pacific Press® Publishing Association. Periodical postage paid at Nampa, Idaho, U.S.A.: single copy, US\$9.79; one year, US\$26.32; One-year subscription to countries outside U.S.A., US\$34.32. Prices subject to change without notice.

Postmaster: Send address changes to *Primary Leader/Teacher Guide*, Pacific Press® Publishing Association, 1350 North Kings Road, Nampa, ID 83687-3193, U.S.A.

Printed in U.S.A.

The Writers (at the time of writing)

Emmanuel O. Abbey, North Ghana Mission in West Africa.

Audrey Boyle Andersson, Yxe, Sweden.

Hilary Baatjies, South Africa.

Carlyle Bayne, Abijan, Côte d'Ivoire, West Africa.

Jackie Bishop, Rocky Mountain Conference, Denver, Colorado.

Iryna Bolotnikov, Zaoksky Theological Seminary, Tula Region, Russia.

DeeAnn Bragaw, Colorado, USA.

Linda Porter Carlyle, Oregon, USA.

Verna Chuah, Chinese Union Mission in Hong Kong.

Sarah Coleman Kelnhofer, Andrews University, USA.

May-Ellen Colon, General Conference, USA.

James Dittes, Tennessee, USA.

René Alexenko Evans, Tennessee, USA.

Douglas Hosking, Quebec, Canada.

Patricia Humphrey, Texas, USA.

Nancy Beck Irland, Oregon, USA.

Noelene Johnsson, North American Division, USA.

Birthe Kendel, Trans-European Division, England.

Barbara Manspeaker, Maryland, USA.

Vikki Montgomery, Maryland, USA.

Edwina Neely, Maryland, USA.

Lydia Neikours, Euro-Asia Division, Russia.

Rebecca Gibbs O'Ffill, Maryland, USA.

Carole Smith, Chesapeake Conference, USA.

Aileen Andres Sox, Pacific Press Publishing Association, USA.

Miriam Tumangday, Southern-Asia Pacific Division.

Denise Valenzuela, Columbia Union Conference, USA.

Eileen Dahl Vermeer, Ontario, Canada.

June Zeeman, South Africa.

Special Thanks—

Special thanks to **Bailey Gillespie** and **Stuart Tyner** of the John Hancock Center for Youth Ministry at La Sierra University for initial work in planning the GraceLink curriculum, and to **Patricia A. Habada** for coordinating the GraceLink project and seeing it to completion.

Contents

SERVICE: God wants us to show others how much He loves them.

1. Jesus, the Servant (April 4) 10
2. On the Way to Calvary (April 11) 20
3. The Day Jesus Died (April 18) 30
4. He's Alive! (April 25) 40
5. Do You Love Me? (May 2) 50

COMMUNITY: We show love by working together in our community.

6. Noah Builds a Boat (May 9) 60
7. The Floating Zoo (May 16) 70
8. Waiting Patiently? (May 23) 80
9. A Rainbow Promise (May 30) 90

WORSHIP: We worship God when we obey Him.

10. What Is It? (June 6) 100
11. Snakebite! (June 13) 110
12. Words to Remember (June 20) 120
13. Balaam and the Talking Donkey (June 27) 130

This Bible study guide is about . . .

Lessons one through five tell us that God wants us to show others how much He loves us.

- We show God's love when we serve others.
- We can help others carry their burdens.
- We serve God when we share His love with others.
- We serve God when we tell others that Jesus is risen.
- We serve God when we take care of others.

Lessons six through nine teach that we show love when we work together.


- People in God's family want to do His will.
- People in God's family work together.
- People in God's family wait patiently together for Him.
- God's people rejoice because He cares for them.

Lessons ten through thirteen tell us that we worship God when we obey Him.


- We worship God when we enjoy keeping the Sabbath.
- We worship God when we have faith in Him.
- We worship God when we choose to obey Him.
- We worship God when we follow His instructions.

God's grace. Grace is a word that helps explain God's love in action toward people, who don't deserve it.

- Grace is God's love providing Jesus Christ as a sacrifice for our sins.
- Grace is God's love encouraging us to accept that sacrifice.
- Grace is God's love inspiring us to respond in praise and worship.
- Grace is God's love giving us the wisdom and strength to treat one another with love and respect, just the way He treats us.



So God's grace is power. It's the unlimited, for-sure, forever power that finds you and fills you up with everything you need to live a full and wonderful life in Him.



To the leaders/teachers,

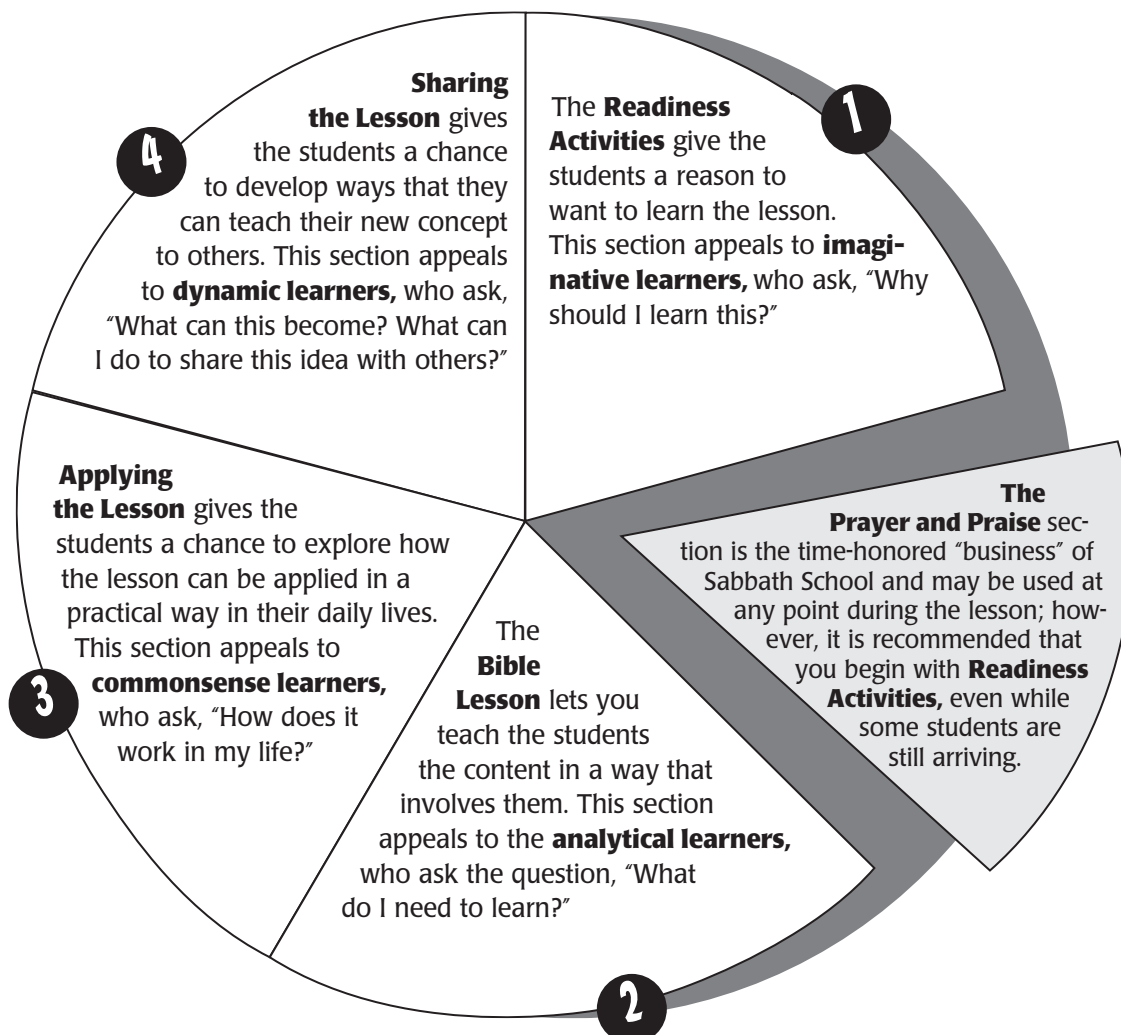
These guides were developed to:

A. Introduce the lesson on Sabbath, inspiring students to study that same lesson throughout the following week.

B. Focus the entire Sabbath School time on one message, one point about God's grace, the response of worship we make to that grace, or how that grace empowers our loving relationships with one another and our service to a world God's love created and sustains.

C. Give students active learning experiences so that they can more readily internalize the truths being presented. These experiences are followed by debriefing sessions in which you ask questions that lead the students to reflect on what they experience, interpret the experience, and apply that information to their lives.

D. Reach each student in the way he or she learns best. By following the natural learning sequence on which these outlines were based, you will also connect students with "the message" for the week in a way that will capture each one's attention and imagination.



E. Involve the adult Sabbath School staff in new and flexible ways. A very small Sabbath School can be managed by one adult.



A larger Sabbath School can be managed by one leader/teacher with other adult volunteers to facilitate the small group interaction. This gives small group

facilitators a maximum involvement with the students and their dynamic learning while requiring a minimum of preparation on the facilitator's part.

A creative alternative is to enlist leaders/teachers with different personal learning styles to lead different segments of the program.

(For more detailed information about the natural learning sequence, the learning styles, and other dynamics of teaching and learning, contact your conference Sabbath School or Children's Ministries directors.)

To use this guide . . .

Try to follow the natural learning sequence outlined, but adapt activities as necessary to make the program work in your particular situation.

Look ahead at the Program Overview for each week so you can be prepared with the simple materials suggested.

Always have available regularly used supplies such as:

- aluminum foil
- art supplies (glue sticks, fabric glue, glitter sticks, craft sticks, etc.)
- bags (paper, plastic, sealable plastic; large and small)
- balloons
- baskets, bowls, jars for collecting offering
- beanbags
- Bibles
- blindfolds
- boxes, large and small
- device that can play music (CD, MP3, streaming, etc.)
- chalkboard or dry erase board
- cotton balls or fiberfill
- costumes (Bible-times: robes, head dress, sandals, rope or heavy yarn, large T-shirts)
- cups (disposable, paper/plastic/Styrofoam)
- electrical extension cord
- flashlight
- gifts (small, inexpensive)
- hole punch
- index cards
- Jesus stickers and pictures
- magazines and catalogs (old—for cutting)
- magnets
- nature specimens
- paper clips (steel)
- paper plates, large and small
- papers, large and small (newsprint, rolls of brown paper, poster board, construction paper [various colors], lined and unlined)
- pencils, pens, markers, crayons, colored pencils
- ribbon
- rhythm instruments
- rubber bands
- scissors
- self-stick notes (Post-it notes)
- stapler and staples
- stickers
- string
- tape (masking, cellophane, double-stick)
- yarn (several colors)

Additional Supplies Required for This Quarter

Lesson 1

- dish towels
- plastic food
- clean shoe
- sand or dirt
- Communion basin
- pitcher of water
- card pattern (see p. 140)

Lesson 2

- first-aid materials
- small items such as pebbles, buttons, dry beans, etc. (see Readiness B)
- crown of thorns
- purple robe or cloth
- wooden "scepter"
- metal mixing bowl
- plastic or cloth bag
- rocks or other heavy objects
- tongue depressors or craft sticks
- yarn

Lesson 3

- table
- paper bags
- "Love in Action" sign
- objects to show sharing God's love (see activity)
- treasured or precious possession (see activity)
- wooden cross
- table
- hammer, small nails
- "Jesus, King of the Jews" sign
- Jesus Loves You pattern (see p. 140)
- picture or felt or figure to represent Jesus

Lesson 4

- banners
- musical instruments and/or noise-makers
- dry yeast
- sugar
- glass
- warm water
- plate
- doll to represent Jesus
- wide strips of white cloth
- jars of spices
- large cardboard
- blankets
- plastic eggs or other small containers with lids

Lesson 5

- wadded paper ball or beanbag
- net
- sock for each child

Lesson 6

- toy boat
- bell or drum
- stick or chalk
- tool patterns (see p. 141)

Lesson 7

- object to hide
- postcards or small pictures or photographs
- envelopes
- 3" x 5" cards
- toy boat
- flashlight

- sound effects on an audio device
- audio device
- animal pictures
- ark pattern (see p. 142)

Lesson 8

- toy boat or other offering device
- masking tape
- toy stuffed animals
- raven and dove patterns (see p. 143)

Lesson 9

- prisms (optional)
- guest speaker (optional)
- outside hose and faucet
- toy boat or other offering container
- chairs
- animal stickers (optional)
- paper or sticky labels (optional)
- safety pins (optional)
- rocks or brown paper bags
- picture of New Jerusalem walls or glass or marbles
- clear plastic folder or sheet
- dowels or small sticks

Lesson 10

- bag or basket
- 10 food items
- tray
- towel
- one white helium balloon or balloon on stick

- one red helium balloon or balloon with tape
- sheet
- cereal flakes or thin white wafers
- voice of “Moses”
- doilies (optional)

Lesson 11

- picture of object (see activity)
- pole
- rubber or stuffed toy snake or picture of snake
- craft sticks or tongue depressors
- string or chenille wire or bag twists
- modeling clay

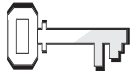
Lesson 12

- guest speaker
- adult Bible-times costume
- heart pattern (see p. 144)
- red paper

Lesson 13

- pet or picture or video of pet doing a trick
- scarves
- broom
- cloth bags or purses
- stick
- crown
- children’s parents

Lesson	Bible Story	References	Memory Verse	Message	Materials
SERVICE: God wants us to show others how much He loves them.					
Lesson 1 April 4	Jesus is a servant.	John 13:1–17; DA 642–651	John 13:14	We show God’s love when we serve others.	See p. 11
Lesson 2 April 11	Simon carries Jesus’ cross.	Matthew 27:27–32; Mark 15:21, 22; Luke 23:26, 27; DA 741, 742	Galatians 6:2	We can help others carry their burdens.	See p. 21
Lesson 3 April 18	The day Jesus died.	Matthew 27:34–56; Mark 15:21–39; Luke 23:26–49; John 19:16–30; DA 741–764	John 3:16	We serve God when we share His love with others.	See p. 31
Lesson 4 April 25	Jesus comes to life again.	Matthew 27:57–61; 28:1–10, 16–20; DA 769–794, 818–828	Mark 16:15	We serve God when we tell others that Jesus is risen.	See p. 41
Lesson 5 May 2	Jesus makes breakfast for His friends.	John 21:1–17; DA 809–815	John 21:16	We serve God when we take care of others.	See p. 51
COMMUNITY: We show love by working together in our community.					
Lesson 6 May 9	Noah builds a boat.	Genesis 6; PP 90–96	Psalms 143:10	People in God’s family want to do His will.	See p. 61
Lesson 7 May 16	The animals enter the ark.	Genesis 7; PP 97–104	Philippians 1:27, ICB	People in God’s family work together.	See p. 71
Lesson 8 May 23	Noah, the animals, and his family wait in the ark.	Genesis 8:1–14; PP 98, 105	Galatians 6:9	People in God’s family wait patiently together for Him.	See p. 81
Lesson 9 May 30	God puts a rainbow in the sky.	Genesis 8:15–22; 9:8–17; PP 105–107	Genesis 9:15	God’s people rejoice because He cares for them.	See p. 91
WORSHIP: We worship God when we obey Him.					
Lesson 10 June 6	God sends manna.	Exodus 16; PP 292–297	Isaiah 58:13, 14	We worship God when we enjoy keeping the Sabbath.	See p. 101
Lesson 11 June 13	God heals all who look at the bronze snake.	Numbers 21:4–9; PP 428–432	Mark 11:22	We worship God when we have faith in Him.	See p. 111
Lesson 12 June 20	Moses’ last words of love.	Deuteronomy 4–6; 28; PP 462–468	Deuteronomy 11:13	We worship God when we choose to obey Him.	See p. 121
Lesson 13 June 27	Balaam and the talking donkey.	Numbers 22–24; PP 438–452	John 14:23	We worship God when we follow His instructions.	See p. 131



References

John 13:1–17; *The Desire of Ages*, pp. 642–651



Memory Verse

“Now that I, your Lord and Teacher, have washed your feet, you also should wash one another’s feet” (John 13:14, NIV).

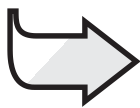


Objectives

The children will:
Know that we show God’s love when we serve others.

Feel willing to serve others.

Respond by looking for ways to reveal God’s love through serving others.



The Message

We show God’s love when we serve others.

Jesus, the Servant

Monthly Theme

God wants us to show others how much He loves them.

The Bible Lesson at a Glance

In this familiar story of the Last Supper, Jesus takes the role of a servant and washes the dusty feet of His disciples. Peter, as always quick to say whatever is on his mind, at first refuses the service. Jesus patiently explains to Peter what is taking place and then tells the disciples that this is an example for them to follow.

This is a lesson about service.

A community of faith does not live for itself alone. In fact, it would be accurate to say that the purpose of a Christian community is to serve those who are not members of the community and to demonstrate Christlike love, revealing God’s grace to those who do not yet know it. Jesus taught this principle to His disciples and, through the Last Supper and other illustrations, to us as well.

Teacher Enrichment

“The whole life of Christ had been a life of unselfish service. ‘Not to be ministered unto, but to minister’ (Matt. 20:28), had been the lesson of His every act. But not yet had the disciples learned the lesson. At this last Passover supper, Jesus repeated His teaching by an illustration that impressed it forever on their minds and hearts” (*The Desire of Ages*, p. 642).

“So Christ expressed His love for His disciples. Their selfish spirit filled Him with sorrow, but He entered into no controversy with them regarding their difficulty. Instead He gave them an example they would never forget. His love for them was not easily disturbed or quenched. He knew that the Father had given all things into His hands, and that He came from God, and went to God. He had a full consciousness of His divinity; but He had laid aside His royal crown and kingly robes, and had taken the form of a servant. One of the last acts of His life on earth was to gird Himself as a servant, and perform a servant’s part” (*The Desire of Ages*, pp. 644, 645).

Room Decorations

Prepare a cross by tying or nailing two pieces of wood or sticks together to create a cross measuring at least 12" high. This cross will be used during Experiencing the Story in Lesson 3. You can use the Communion basin and towel that you will use today during Experiencing the Story as a prop set on a small table. Have a picture of Jesus somewhere near.

Program Overview

Lesson Section	Minutes	Activities	Materials Needed
Welcome	ongoing	Greet students; hear pleased/troubled	
1 Readiness Options	up to 10	A. <i>May I Serve You?</i> B. <i>Serving Tic-Tac-Toe</i>	dish towels, paper plates, plastic food chalkboard or whiteboard, chalk or marker
Any Time Prayer and Praise*	up to 10	Fellowship Songbook Mission Offering Prayer	none <i>Sing for Joy</i> <i>Children's Mission</i> clean shoe none
2 Bible Lesson	up to 20	Experiencing the Story Memory Verse Bible Study	sand or dirt, Communion basin, large dish towel, pitcher of water paper (optional), scissors (optional), marker Bibles
3 Applying the Lesson	up to 15	<i>The Yuckiest Job</i>	none
4 Sharing the Lesson	up to 15	<i>At Your Service</i>	card pattern (see p. 140), heavy paper, scissors, markers or colored pencils

*Prayer and Praise may be used at any time during the program.

TEACHING THE LESSON

Welcome

Welcome students at the door. Ask how their week has been—what they are pleased/troubled about. Encourage them to share an experience from last week's lesson study. Have them begin the readiness activity of your choice.



Readiness Activities

Select the activity most appropriate for your situation.

You Need:

- dish towels
- paper plates
- plastic food

A. May I Serve You?

Have the teachers pretend they are waiters/waitresses and drape a dish towel over their arm. They can act pleased about serving the children formally, as though they were in a fancy restaurant, using the pretend food on paper plates.

Debriefing

Allow response time as you ask: **What do you think about being served? What are some ways that you serve people every day—at home or at school? In what ways do people in your family serve one another? Have you ever been so sick that someone had to do everything for you? Today we will hear how Jesus served His disciples by doing something a servant would have been paid to do. Jesus wanted them, and us, to continue serving others. The memory verse tells us more: "Now that I, your Lord and Teacher, have washed your feet, you also should wash one another's feet" (John 13:14). Let's say that together. Today's message is:**

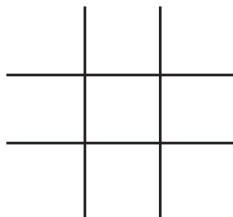


WE SHOW GOD'S LOVE WHEN WE SERVE OTHERS.

Say that with me.

You Need:

- chalkboard or whiteboard
- chalk or marker



B. Serving Tic-Tac-Toe

Make a tic-tac-toe grid on the chalkboard or whiteboard. Form two teams. Tell them they must name one serving job before their team can mark an X or an O on the grid for their turn. (Examples: nurse, pastor, secretary, waiter, house cleaner, garbage collector, doctor, teacher, cashier, bus driver, etc.)

Debriefing

Allow response time as you ask: **What do you think about being served? How does it feel to serve others? In what ways do you serve people? Does it make a difference if the person who is serving you is being paid? Today we will hear about how Jesus served His disciples by doing something a servant would have been paid to do. Jesus wanted them, and us, to continue to serve others. The memory verse tells us more: "Now that I, your Lord and Teacher, have washed your feet, you also should wash one another's feet" (John 13:14). Let's say that together. Today's message is:**



WE SHOW GOD'S LOVE WHEN WE SERVE OTHERS.

Say that with me.

Prayer and Praise

Any
Time



Fellowship

Report the students' joys and sorrows (pleased and troubled) as reported to you at the door (as appropriate). Allow time for sharing experiences from last week's lesson study and review the memory verse. Acknowledge any birthdays, special events, or achievements. Give a special warm greeting to all visitors.



Suggested Songs

"We Are His Hands" (*Sing for Joy*, no. 129)

"I Want to Be" (*Sing for Joy*, no. 124)

"Into My Heart" (*Sing for Joy*, no. 125)

"Jesus Bids Us Shine" (*Sing for Joy*, no. 133)

"This Little Light of Mine" (*Sing for Joy*, no. 134)

"Amigos de Cristo" (*Sing for Joy*, no. 69)



Mission

Use *Children's Mission*. Emphasize the humility of serving others and therefore showing them God's love.



Offering

Use the shoe as an offering container. Say: **One of the ways we can serve Jesus is by sharing what we have with others.**

You Need:

- clean shoe



Prayer

Ask students to think of one way they can serve people at home and at school. Share with the group, then ask Jesus for help in serving others.

Bible Lesson

You Need:

- sand or dirt
- Communion basin
- large dish towel
- pitcher of water

Experiencing the Story

Setting the scene:

Place the basin, towel, and pitcher of water on a table in one corner of the room.

Ask for two volunteers who don't mind taking off their socks and shoes, and have them do it. Ask everyone to hold their feet out in front of them and look at them. Ask: **What kind of shoes are you wearing, open or closed?** Hold up the dish of sand or dirt. Ask: **What does dirt do to your feet when you walk in it?** (Makes them dirty.) Ask: **What happens to the floor when you walk into a house with hot, dirty feet?** (It gets dirty.)

Read or tell the story.

One of the customs of people where Jesus lived was having servants wash the feet of people who came to visit. Imagine you've been walking with sandals outside in the hot sand and you've just come in to eat supper. How would it feel to have someone wash your feet in cool water?

It was just about this time of year—in April—when Jesus went to Jerusalem for the Passover feast. Think for a moment about what the Passover feast meant. Do you remember the Israelites and the 10 plagues? And during the last plague the firstborn son died, unless the blood of a lamb had been put on the doorpost? Every year after that, the Jewish people had a feast to celebrate that miracle—the miracle of the angel of death passing over their houses and leaving their children alive. Jewish people today still celebrate the Passover.

So Jesus is having supper with His

disciples. The meal is ready to be served, but there is no servant to wash their feet. Jesus wants to do something for His disciples before He dies. He also wants to show them that someone truly great doesn't mind being a servant. So He gets up and goes over to the place where there is a basin and a pitcher of water. *[Go to the pitcher and basin.]* He pours some water into the basin *[do so]*. And then Jesus ties a towel around His waist *[do so]*. And Jesus begins washing and drying the feet of His disciples. *[Wash the feet of the two children who have removed their shoes, drying their feet with the towel. Then stop in front of a child with shoes on.]*

And then Jesus goes over to Peter—the fisherman—and kneels in front of him. Maybe Jesus touches Peter's feet and asks him to put his feet into the water. But Peter is shocked. "Lord, are You going to wash my feet?" he sputters. He doesn't think of Jesus as a servant!

Jesus knows what Peter is thinking, and He says kindly, "You don't understand now, but you will."

Peter pulls his feet back. He says, "You're not going to wash my feet!" He loves Jesus too much to let Him be a servant!

But Jesus says, "I have to wash you, Peter, if you're going to be one of My people."

So Peter says, "All right, Lord. Not just my feet, but my hands and my head, too!" He wants to be one of Jesus' people for sure!

Later Jesus tells His disciples, "I am giving you an example." And He tells them to wash each other's feet from then on, as a way to remember how to serve each other.

You've probably seen your parents practice this special ceremony in church. Now you know why we do it. Because of

Jesus' example, we want to serve others. Think about ways you can serve your family and others today.

Debriefing

Allow response time as you ask: **Why didn't any of Jesus' disciples offer to wash everyone's feet? Why did Jesus do it? Why didn't Peter want Jesus to wash his feet? What did Jesus say to him?**

What do you think about my kneeling in front of you and washing your feet? Why does Jesus want us to continue to do this? What are some ways we can serve others, or put others first?

Jesus wants us to remember to live our lives serving others as He showed us. By doing this, we are showing others how much Jesus loves them. Let's say our message together:



WE SHOW GOD'S LOVE WHEN WE SERVE OTHERS.

Memory Verse

In advance, cut out paper in the shape of a footprint and write one word of the memory verse on each footprint. (Don't forget the reference.) Mix them up, place them on the floor, and have the children put them in the correct order. Repeat the memory verse together. Mix the footprints again and repeat.

Repeat the memory verse together.

You Need:

- paper (optional)
- scissors (optional)
- marker

The memory verse is: **"Now that I, your Lord and Teacher, have washed your feet, you also should wash one another's feet" (John 13:14).**

Bible Study

Say: **Jesus spent His whole life serving others. Before He was crucified, His last loving act for His disciples was washing their feet. Let's read a few texts that describe some other ways He served others.** List the texts on the board. Form six groups or ask six students to read the texts and report what they found.

Luke 2:51 (obeyed His parents)

Luke 4:40 (healed the sick)

Luke 7:12-15 (brought dead back to life)

Luke 9:14-17 (fed hungry people)

Luke 8:1 (taught people about God)

Luke 18:15, 16 (blessed children)

You Need:

- Bibles

Debriefing

Allow response time as you ask: **Can you think of any other ways the Bible tells us that Jesus served others?**

Did serving others make Jesus an unimportant person or a great person? Why?

Let's say our message together to remind us that serving others is sharing God with them.



WE SHOW GOD'S LOVE WHEN WE SERVE OTHERS.

Applying the Lesson

The Yuckiest Job

Ask the students to think about the most unpleasant task at their house. Ask for volunteers to act out the job without saying anything and have the others guess what it is.

Debriefing

Allow response time as you ask:
Why is it such a bad job? Who has to do that chore at your house? Why?

Do you think if Jesus were here today, it would be just as shocking for Him to come to your house and do

that job as it was for Him to wash His disciples' feet? Why?

If you did the yuckiest job for someone else, do you think they would be surprised? What would they think of you? What would Jesus think of you?

Let's say our memory verse together again: "Now that I, your Lord and Teacher, have washed your feet, you also should wash one another's feet" (John 13:14).

When we do things that may be unpleasant for others, we are showing them God's love because . . .



WE SHOW GOD'S LOVE WHEN WE SERVE OTHERS.

4

Sharing the Lesson

At Your Service

In advance, reproduce the “At Your Service” card (see page 140) on heavy paper for each child.

Give the children markers or colored pencils and have them decorate and write their names and the date on their card. Then have them fill in the blank on their cards with a household chore that they usually don’t like doing but are willing to do for a week. Encourage them to give this card to the person who usually does that job.

Debriefing

Allow responses as you ask: **Did you**

think of a really yucky job? How do you think that person is going to feel? How are you going to feel?

Do you remember our memory verse? Let’s say it. “Now that I, your Lord and Teacher, have washed your feet, you also should wash one another’s feet” (John 13:14). Remember . . .



WE SHOW GOD’S LOVE WHEN WE SERVE OTHERS.

Say that with me.

Closing

Pray that God will bless the children as they follow Jesus’ example in serving others.

You Need:

- card pattern (see p. 140)
- heavy paper
- scissors
- markers or colored pencils

Jesus, the Servant

References

John 13:1–17; *The Desire of Ages*, pp. 642–651

Memory Verse

“Now that I, your Lord and Teacher, have washed your feet, you also should wash one another’s feet” (John 13:14, NIV).

The Message

We show God’s love when we serve others.

Do some chores you have to do seem unpleasant? Jesus did one of those jobs for His disciples. He wanted to show His disciples how much He loved them, and how they should serve others.

Jesus and His disciples had gathered to celebrate Passover. Jesus knew this was the last meal He would eat with them before He died. And there was still so much He wanted to teach them.

His disciples could feel that something was about to happen. But they were expecting Jesus to take the throne and become the ruler of the country. They were waiting for Him to set up a kingdom on earth. And each one wanted the best place in it. Every one of them believed he deserved the most important position.

In those days a servant usually washed the guests’ feet before dinner, especially an important dinner like the Passover. And everything was there in the room where they had gathered—the pitcher, the bowl, the towel. Everything except the servant. Dinner was ready. If someone would just come and wash their feet, they

could begin the Passover feast.

The room grew quiet as they waited. Uncomfortably quiet. None of the disciples would look at the others. Each of them knew what needed to be done, but none of them would do it. *I’m*

not going to do the work of a servant, each one probably thought. After all, I deserve the most important job in Jesus’ new kingdom. I am not going to get down on my knees and wash the others’ feet.

Jesus knew what His disciples were thinking. He desperately wanted to teach them that His kingdom was built on love. The way to show His love to others was to unselfishly put others first. Jesus’ disciples had spent three years with Him. But they still had not learned the most important lesson. Greatness in God’s kingdom comes through humble service to others.

So Jesus gave them one last example. Quietly He got up from the table and took off His coat. He wrapped the towel around His waist. He poured water into the bowl. Without saying a word He began to wash the disciples’ feet. He didn’t lecture. He just did the job they each thought they were too important to do. Can you imagine how embarrassed they felt? He was their Master, the Son of God, the Creator of the universe. And He was doing the work of a servant.

It was more than Peter could bear. “Lord, You’re not going to wash my feet!” he exclaimed.

“If I don’t wash you, you have no part with Me,” Jesus replied.

Jesus was washing more than the dust from His disciples’ feet. He was washing away their pride and selfishness. He was teaching them to serve one another. He was showing them how to reach those to whom they would soon be preaching the good news.

Jesus finished and sat down. “Do you understand what I have done for you?” He asked His disciples. “Now that I, your Lord and Teacher, have washed your feet, you also should wash one another’s feet. I have given you an example. You should do as I have done for you.” Serve others, Jesus was saying. Do not be ashamed to do anything that will show My love.

Humility is the sign of true greatness.



That night Jesus' disciples learned a lesson they would never forget. Jesus wants us to learn that lesson too.

When Jesus was finished, He gave another promise. He said, "I will not have another service like this until I share it with you in heaven."

Someday we will be with Jesus. And we will share in that special service. But for now, Jesus wants to help all of us live a life of helpfulness to others. That's one way to show God's love to others.

Daily Activities

Sabbath

- If possible, go with your family to a quiet place outdoors. Read John 13:1–17 together. Talk about Peter's actions. Why did he change his mind?
- Teach your memory verse to your family. Stand up and take one step for each word you say. Have them do the same.

Sunday

- Read and discuss John 13:1–5 during family worship. What did Jesus know about His future? What did He do for His disciples?
- Ask for permission to prepare a simple snack or meal. Serve it to your family as if you were a servant. What else can you do to serve your family? Why will you do it?
- Think of three more ways to be a servant for Jesus this week. Is there a lonely child in your class? Ask Jesus to help you be friendly to that child.

Monday

- Remember to do the yucky household chore that you promised to do in Sabbath School. Give the "At Your Service" card to someone today.
- While washing your feet today, notice how dirty (or clean) they are. Think of how the disciples felt when Jesus washed their dusty feet.
- Ask Jesus to make you clean all over and take away your sin.

Tuesday

- Make a card or craft to thank the janitor at your school or church for keeping things clean. If possible, pick up papers to help.
- Get a book from the library about Middle Eastern customs. Read about the way of life there.

- Think of some people who are famous in the world today. Is serving others what makes them famous? Or do they live a selfish life? For what way of life would you want to be famous? Ask Jesus to help you live for Him.

Wednesday

- Read and discuss John 13:5–9 with your family. Why did Peter say, "Wash my hands and my head too"?
- Sing "This Little Light of Mine" (*Sing for Joy*, no. 134). Then thank Jesus for showing us how to serve others. Tell Him how you served someone today.

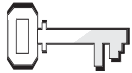
Thursday

- During worship today, read and discuss John 13:12–17. Read verse 16 again. What did Jesus mean?
- Draw around your foot five times and cut out the footprints. Divide the memory verse into five parts. Write each part on a paper footprint. Mix up the footprints and see how quickly you can put them together to form the memory verse. Ask your family to do this too.
- Clean your room for Sabbath before you are asked to.

Friday

- Act out the lesson story with your family. Whose feet will you wash?
- Give your mom or dad a surprise foot massage after you wash their feet. They will love it!
- Say your memory verse together. Then sing a song about serving others. Ask God to help you show His love by serving others willingly and cheerfully.

On the Way to Calvary



References

Matthew 27:27–32;
Mark 15:21, 22;
Luke 23:26, 27;
The Desire of Ages,
pp. 741, 742



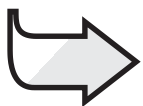
Memory Verse

“Carry each other’s
burdens, and in this
way you will fulfill
the law of Christ”
(Galatians 6:2, NIV).



Objectives

The children will:
Know that we also
can serve others.
Feel a willingness
to help others.
Respond by sharing
Jesus’ love with
others every day.



The Message

We can help others
carry their burdens.

Monthly Theme

God wants us to show others how much He loves them.

The Bible Lesson at a Glance

Simon, a Cyrenian, is making his way into Jerusalem when he meets the mob that is mocking Jesus who has collapsed under the heavy weight of the cross. Simon knows of Jesus. His sons are believers of His. Simon feels compassion. He is forced by Roman soldiers to carry Jesus’ cross to Calvary where Jesus will be crucified.

This is a lesson about service.

The cross of Jesus represents His motive or purpose, the force behind His unselfish actions, His demonstration of the Father’s love. As Simon carried the cross of Jesus, so we may adopt our Savior’s purpose, living a life of selfless love, doing for others what Jesus has done for us. It was a privilege for Simon to carry the cross of Jesus. It is a privilege for us to help carry another’s burdens.

Teacher Enrichment

“At this time a stranger, Simon a Cyrenian, coming in from the country, meets the throng. He hears the taunts and ribaldry of the crowd; he hears the words contemptuously repeated, Make way for the King of the Jews! He stops in astonishment at the scene; and as he expresses his compassion, they seize him and place the cross upon his shoulders.

“Simon had heard of Jesus. His sons were believers in the Saviour, but he himself was not a disciple. The bearing of the cross to Calvary was a blessing to Simon, and he was ever after grateful for this providence. It led him to take upon himself the cross of Christ from choice, and ever cheerfully stand beneath its burden” (*The Desire of Ages*, p. 742).

“The cross . . . is to be lifted and borne without a murmur or complaint. In the act of raising it, you will find that it raises you. You will find it alive with mercy, compassion, and pitying love” (*Sons and Daughters of God*, p. 245).

Room Decorations

See Lesson 1.

Program Overview

Lesson Section	Minutes	Activities	Materials Needed
Welcome	ongoing	Greet students at door; hear pleased/troubled	
1 Readiness Options	up to 10	A. <i>Bus Accident</i> B. <i>Let Me Help You</i>	first-aid materials basket or box, small items (see activity)
Any Time Prayer and Praise*	up to 10	Fellowship Songbook Mission Offering Prayer	none <i>Sing for Joy</i> <i>Children's Mission</i> offering container none
2 Bible Lesson	up to 20	Experiencing the Story Memory Verse Bible Study	Bible-times costumes (see activity), crown of thorns, purple robe or cloth, wooden "scepter," metal mixing bowl, student actors plastic or cloth bag, rocks or other heavy objects, chalkboard or whiteboard, chalk or marker Bibles
3 Applying the Lesson	up to 15	<i>Carry Their Burden</i>	sacks or bags, heavy objects
4 Sharing the Lesson	up to 15	<i>Carry His Cross</i>	craft sticks or tongue depressors, yarn, scissors, markers

*Prayer and Praise me be used at any time during the program.

TEACHING THE LESSON

Welcome

Welcome students at the door. Ask how their week has been, what they are pleased/troubled about. Listen to last week's memory verse and encourage the children to share any experiences from last week's lesson study. Have them begin the readiness activity of your choice.



Readiness Activities

Select the activity most appropriate for your situation.

You Need:

- first-aid materials

A. Bus Accident

Form two groups. One group will represent an ambulance and doctors and nurses. The other group will pretend to be people who were in a bus accident. Let the children pretend that they were injured (broken leg, arm, foot; concussion; paralysis; hearing or vision impairment; etc.). Instruct the doctors and nurses to help the injured with the first-aid materials (bandages, slings, crutches, splints, etc.). Give the students three minutes to role-play.

Debriefing

Allow response time as you ask the "injured passengers": **How did you feel when you received help?** Ask the doctor's group: **What were you thinking when you were helping?** **Our Bible story today is about how Simon helped Jesus carry a huge burden. Our memory verse tells us to "carry each other's burdens, and in this way you will fulfill the law of Christ" (Galatians 6:2). Let's say that together. When we help carry each other's burdens or help others with their problems, we are showing them how much God loves them.** (Be sure the children know the meaning of *burden*.) **Today's message is:**



WE CAN HELP OTHERS CARRY THEIR BURDENS.

Say that with me.

You Need:

- basket or box
- small items (see activity)

B. Let Me Help You

In advance, arrange to have two reliable/mature students do a skit that the others don't know about. Have one person walk into the room carrying a box or basket full of small items (pebbles, buttons, dry beans, beads, shredded paper). Have the other person very obviously trip the first person. The first person will trip, spilling the contents all over the floor. Order another child in the class to pick up the mess while the others watch.

Debriefing

Ask the child who helped clean up: **What do you think about having to pick up the things even though you didn't have anything to do with them falling?** Ask the rest of the class: **How did it feel to watch someone clean up a mess they had nothing to do with?** **Our Bible story today is about how Simon helped Jesus carry a heavy burden. Our memory verse tells us to "carry each other's burdens, and in this way you will fulfill the law of Christ" (Galatians 6:2). When we help**

carry one another's burdens or help others with their problems, we are showing them how much God loves them. (Be sure the children know the meaning of burden.) **Today's message is:**



WE CAN HELP OTHERS CARRY THEIR BURDENS.

Say that with me.

Prayer and Praise

Any
Time



Fellowship

Report the students' joys and sorrows (pleased and troubled) as reported to you at the door (as appropriate). Allow time for sharing experiences from last week's lesson study and review last week's memory verse. Acknowledge any birthdays, special events, or achievements. Give a special warm greeting to all visitors.



Suggested Songs

- "We Are His Hands" (*Sing for Joy*, no. 129)
- "Cross Over the Road" (*Sing for Joy*, no. 131)
- "Smile, Smile, Smile" (*Sing for Joy*, no. 107)
- "I Would Be True" (*Sing for Joy*, no. 117)
- "We Are Climbing Jacob's Ladder" (*Sing for Joy*, no. 126)
- "I'm So Happy" (*Sing for Joy*, no. 65)



Mission

Share a story from *Children's Mission*. Emphasize helping others.



Offering

Say: **Sharing what we have is one way to help other people with their burdens. By sharing our money, we can help people with their burdens of not having enough food, or a place to sleep or worship.**

You Need:

- offering container



Prayer

Ask a child to pray, emphasizing service.

Bible Lesson

You Need:

- Bible-times costumes
- crown of thorns
- purple robe or cloth
- wooden "scepter"
- metal mixing bowl
- student actors

Experiencing the Story

Characters: Simon—wears scarf around his head like Middle-East style turban. Jesus—wears crown of thorns, purple robe, carries wooden scepter. Soldier—vest made of paper and/or a metal bowl on head. Crowd—no costumes.

Select characters for a play. Tell the children to listen closely to the story and act it out as you read it. *Words that suggest some sort of action are in italics.* Pause after each one, to prompt and give the child the time to act it out.

Setting the scene:

At the beginning of the story a crowd is around Jesus, who is carrying the cross. Simon enters from the opposite direction.

Read or tell the story.

This is the story of a man named Simon. Simon was from a country far away from Jerusalem, a country in Africa named Cyrene.

As he entered the city, Simon heard a group of people passing nearby. They were so noisy, he thought he should stop and stay out of their way. He pressed up as tight as he could to the wall, hoping no one would notice him. There were people crying and shouting. And in the middle of the group, he saw—could it be? It was too horrible. He covered his eyes from the sight. He didn't want to look.

But a soldier was pulling on his sleeve. When Simon opened his eyes, he saw the bloodied Man lying on the street. The huge wooden cross He had been carrying lay on the street beside Him. It was smeared with blood from the Man's back.

Simon looked again at the person pulling on his sleeve. Seeing it was a Roman soldier, he shrank back. But when the soldier shoved Simon into the middle of the street and shouted, "Carry the cross!" Simon couldn't say no. The law said he had to. He might have wanted to say, "But I was just passing through town—I don't live here!" But he felt sorry for the beaten Man. Suddenly it didn't matter how little time he had. It didn't matter what the soldier forced him to do. It didn't matter that the cross was heavy or bloody. It didn't matter what business had brought him into town. Simon saw that someone needed him, and he wanted to help. He knew he couldn't stop this execution; but he could make this Man's last few hours a little less painful.

So Simon lifted up the cross. He balanced it on his back. And he followed Jesus in a slow walk to the hill where Jesus would die. The crowd followed behind.

Simon served Jesus by carrying the cross on which Jesus would die. How can we help Jesus too? Can you serve Him by helping others with their burdens? That's what Jesus wants us to do.

Debriefing

Allow response time as you ask:

Why do you think nobody offered to help Jesus carry the cross? Would you have carried it for Jesus?

How do you think Simon felt about being forced to carry Jesus' cross? How do you think he felt afterward? How can you help carry Jesus' cross today? Let's say our message together:



WE CAN HELP OTHERS CARRY THEIR BURDENS.

Memory Verse

Write the memory verse on the board. **“Carry each other’s burdens, and in this way you will fulfill the law of Christ” (Galatians 6:2).**

Fill the bag with the heavy objects.

Ask the students to stand in a circle and pass the bag to the next person as they say one word of the memory verse. Continue around the circle, repeating the memory verse until all have learned the verse.

Say: **So often we think of burdens only as things we carry in our arms, but when our memory verse talks about bearing one another’s burdens it also means helping people carry hurts, fears, and hard things they have to deal with. Sometimes these are things you can’t see or touch, but you can feel in your heart. How can we carry someone’s burden today?** Allow responses.

You Need:

- plastic or cloth bag
- rocks or other heavy objects
- chalkboard or whiteboard
- chalk or marker

Bible Study

Have the students read about Simon in Matthew 27:32, Mark 15:21, and Luke 23:26. Say: **Simon’s story is very short. He had never met Jesus, but he knew about Him. His sons knew Jesus.**

Do you think Jesus was grateful for what Simon did for Him? Do you think Simon was happy to do this for Jesus? It took only a short time, but what a huge burden was lifted from Jesus’ shoulders.

Let’s compare this with what Jesus said in Matthew 16:24. Have someone read the verse aloud.

Debriefing

Allow response time as you ask: **What did Jesus mean when He said, “Take up your cross”?**

He did not, of course, mean an actual cross like the one Simon carried for Him. He meant that His true followers would always be looking for ways to do His work, to help someone. What have you learned about helping others from Simon’s example of unselfishness? Remember:



WE CAN HELP OTHERS CARRY THEIR BURDENS.

You Need:

- Bibles

Applying the Lesson

You Need:

- sacks or bags
- heavy objects

Carry Their Burden

In advance, fill three sacks or bags with 10 pounds (4.5 kilograms) each of rocks or other heavy objects.

Say: **You are at your friend's house. He and his older brother are supposed to help unload the food from the market. Your friend's brother is yelling at him because he is moving too slowly.**

Your friend is supposed to put away three 10-pound (4.5 kilograms) sacks of rice, but he has hurt his hand. You feel sorry for him and want to help him. So you pick up one of the sacks. It's heavy.

Would someone like to feel how heavy it is? Allow each student to try to pick up one of the sacks. **But that's just one sack. Do you think you could pick up two?** Allow some children to try to pick up two sacks. **How about three?** Allow some to try to pick up three sacks.

Can you imagine the weight Jesus tried to carry? Remember, He had been beaten, and He was in terrible pain. Think about what it was like when He stumbled.

Debriefing

Allow responses as you ask: **Do you think you could carry so much if your back or hand were hurt? No? That's why Simon carried the cross for Jesus.**

Are you willing to help others with problems that seem as heavy as these sacks and burden people down?

What are some burdens you can't see or touch? (separation/divorce, death, sickness, mental or physical illness or handicaps, loneliness, sadness, not enough money or food, cruel people)

We can't solve everyone's problems, but we can do some simple things to help people carry their burdens. What are some of these things? (smile, pray, sing a song, make a card or picture, give flowers, say kind things, share a toy or food, write a note saying "I'm thinking about you today")

By helping to carry other people's burdens, we are showing them that we love them and that God loves them. Let's say our message together again:



WE CAN HELP OTHERS CARRY THEIR BURDENS.

4

Sharing the Lesson

Carry His Cross

Give each child two tongue depressors or craft sticks and 30 inches (76 centimeters) of yarn. Ask them to make a cross by putting one stick over the other and wrapping one end of the yarn over and under where the sticks touch in the center. Tie a knot to hold the sticks together. Then tie the other end of the string to it to make a loop to hang the cross. Have the children use the markers to write "Carry each other's burdens" on the horizontal stick (see illustration below).

Debriefing

Allow responses as you ask: **Can you think of someone who is having a**

hard time with burdens or problems? You can share the cross you made with them as you tell them about how you and Jesus love them. Ask what you can do to help them when you share this cross with them. Maybe you could start by offering to pray with them. Plan to do this soon. Be ready to tell us about it next week. Let's remember:



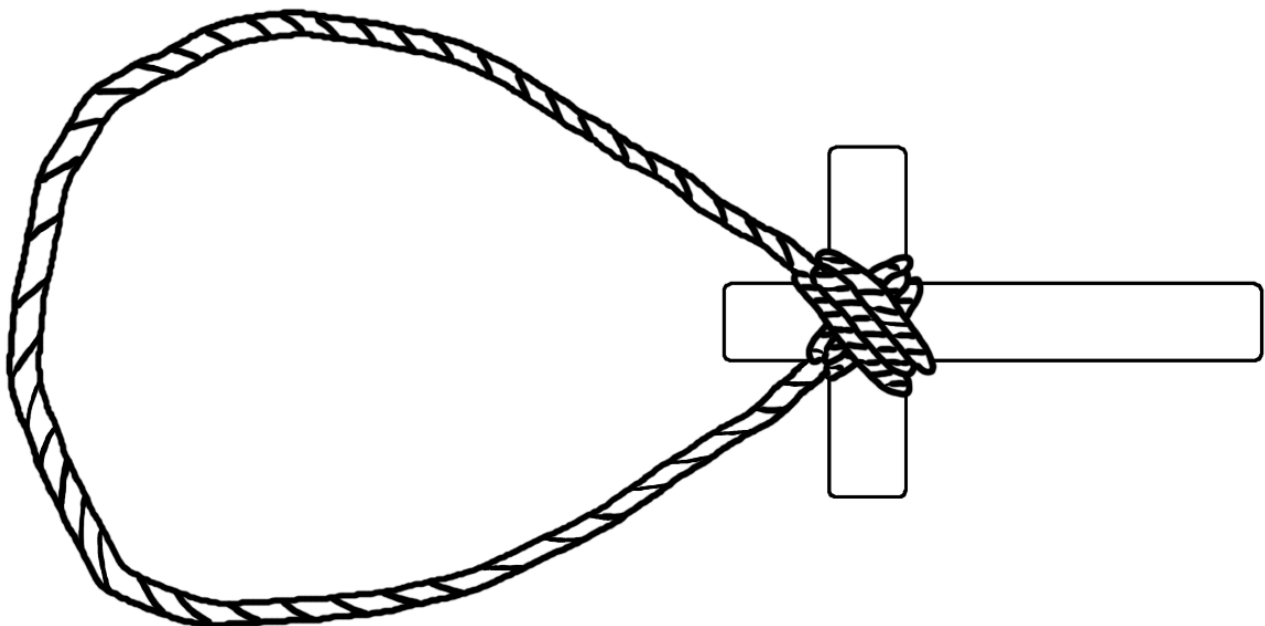
WE CAN HELP OTHERS CARRY THEIR BURDENS.

Closing

Say: **Let's pray together about some of the burdens people have and that Jesus will help us do what we can to make life easier for them, as Simon did for Jesus.**

You Need:

- craft sticks or tongue depressors
- yarn
- scissors
- markers



On the Way to Calvary

References

Matthew 27:27–32;
Mark 15:21, 22;
Luke 23:26, 27;
The Desire of Ages,
pp. 741, 742

Memory Verse

“Carry each other’s burdens, and in this way you will fulfill the law of Christ” (Galatians 6:2, NIV).

The Message

We can help others carry their burdens.

Has anyone ever helped you carry something really heavy? Or have you helped someone lift something that was too heavy for them? Simon helped Jesus carry something very heavy for Him.

Jesus had just endured the worst night imaginable. After the Passover feast He had gone with His disciples to the Garden of Gethsemane. There He was arrested. During the night He was put on trial. He was harshly questioned before the high priest, the Jewish leaders, Pilate, and Herod. He was spit on, slapped, mocked, and insulted. And He was sentenced to death. Twice He was whipped until His back was bleeding and raw.

And now it was morning. Prisoners were expected to carry their own crosses to the place of execution. And so, as Jesus was taken out of the court, His cross was laid on His bleeding back.

And then he met Simon.

Simon was from the town of Cyrene in northern Africa. The Bible doesn’t tell us what he was doing in Jerusalem. Maybe he was in town to do some business and got caught in the big crowd.

Simon looked



where everyone else seemed to be looking. And he saw something horrible—a Man surrounded by four Roman soldiers. The Man had a crown of thorns on His head. His back was bloody. He looked like He was going to faint. And He was carrying a cross. That meant He was going to be crucified. *He must have done something horrible, Simon may have thought. Only the very worst criminals are crucified.*

Suddenly the Man fell down. *He’s been beaten so much and lost so much blood. He looks almost dead already, Simon probably thought as he watched. But this prisoner is different. Most criminals I know about curse and yell and fight. But this Man does nothing. He says nothing. He looks . . . kind.*

As Simon watched, the soldiers talked with one another. The Man didn’t even try to get up. Simon felt sorry for Him. Just then a soldier looked around and pushed through the crowd right to Simon. “Come with me,” the soldier said. “You can carry Jesus’ cross.”

Simon didn’t dare disobey. Any Roman soldier could make anyone do any work.

Simon picked up the cross and started to walk. The cross was heavy. Simon wondered how a beaten man could carry it even a little way. *And they don’t go the shortest way when they take a man to be crucified, Simon may have thought. They want to hurt and shame the person as much as possible.*

I’m glad I can help Him. I can’t stop what’s going to happen, but I can help by carrying His cross.

Simon must have watched as Jesus was nailed on the cross. He must have heard Him comfort the thief who asked to be remembered when Jesus comes again. He must have heard Jesus forgive the people who hurt Him.

All this must have changed Simon

forever. For the rest of his life Simon would remember doing something to help Jesus. Simon must have learned about the heavy burden Jesus carried—the weight of the sins of the whole world. And Simon had done something to help the Savior who died for him.

What can you do to help Jesus today?

Daily Activities

Sabbath

- Read Matthew 27:27–32 with your family. Where was Simon from? Why was he forced to carry Jesus' cross?
- What kind of burdens do people carry today? How can your family help them?
- Practice saying your memory verse while walking and carrying something heavy. Teach the verse to your family.
- Pray for someone who is carrying a heavy burden.

Sunday

- Read and discuss Mark 15:21 during family worship. Simon had two sons who became Christians before he did. What were their names? Also see Romans 16:13.
- This week, look for ways to help people who are burdened with cares. Ask Jesus to help you carry someone's burden today.

Monday

- Read Luke 23:26. What do you think Simon was doing in Jerusalem?
- Share the cross you made in Sabbath School with someone who is burdened with problems. (Or draw a cross and write on it "Carry each other's burdens.") Tell them about Simon carrying Jesus' cross.

Tuesday

- During family worship, look on a Bible map and find Cyrene, a country in northern Africa. Ask

your parents to help you find out:

1. How far was it from Cyrene to Jerusalem?
2. How do you think Simon got there?
3. How long do you think it took him to get there?

- Pray for travelers today.

Wednesday

- Offer to help someone carry something heavy. Remind them about Simon carrying Jesus' cross.
- Review your memory verse until you can say it without help. Then say it for your family during worship. Tell them how you helped someone today.
- Thank God that you are able to help others.

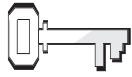
Thursday

- During family worship, pray for someone who has problems and is sad. How can you help them today? Make a plan and do it.
- Sing "I'm So Happy" (*Sing for Joy*, no. 65) or "We Are His Hands" (*Sing for Joy*, no. 129). Then thank Jesus for helping you help others.

Friday

- Review the lesson and act out the Bible story with your family. Who will be Jesus? the soldier? Simon?
- Read Acts 13:1, another verse that might be about Simon.*
- Thank Jesus for dying on the cross for you.

*Parents: You may also want to read *The Desire of Ages*, p. 742, to your child.



References

Matthew 27:34–56;
Mark 15:21–39;
Luke 23:26–49;
John 19:16–30;
The Desire of Ages,
pp. 741–764



Memory Verse

“For God so loved the world that he gave his one and only Son, that whoever believes in him shall not perish but have eternal life” (John 3:16, NIV).

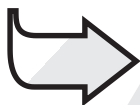


Objectives

The children will:
Know that Jesus’ death is the ultimate (greatest) demonstration of God’s love.

Feel a desire to show others how much God loves them.

Respond by lovingly meeting a real need in others.



The Message

We serve God when we share His love with others.

The Day Jesus Died

Monthly Theme

God wants us to show others how much He loves them.

The Bible Lesson at a Glance

Jesus is led out of the city to the place of execution, where He is crucified with two thieves. The insults and the mocking continue right to the end. During the last few hours on the cross, Jesus feels abandoned by His heavenly Father, and cries out to Him in despair. Finally Jesus dies, and the earth shakes in reaction to the death of the Creator. God the Father and all heaven suffer with Jesus.

This is a lesson about service.

The Crucifixion story is at the heart of every Christian’s belief system. Here is the ultimate demonstration of God’s unending love for sinners. This is the core of reason for living, the theme of every song, every sermon, every prayer. And in the context of service, this is the message we are to give to others, the gospel of God’s saving grace. This is what attracts sinners to a different way of life: the timeless story of Jesus dying for them, sacrificing for them, offering them eternal life.

Teacher Enrichment

“But this great sacrifice was not made in order to create in the Father’s heart a love for man, not to make Him willing to save. No, no! ‘God so loved the world, that he gave his only-begotten Son.’ John 3:16. The Father loves us, not because of the great propitiation, but He provided the propitiation because He loves us. Christ was the medium through which He could pour out His infinite love upon a fallen world. . . . God suffered with His Son” (*Steps to Christ*, p. 13).

“The spotless Son of God hung upon the cross, His flesh lacerated with stripes; those hands so often reached out in blessing, nailed to the wooden bars; those feet so tireless on ministries of love, spiked to the tree; that royal head pierced by the crown of thorns; those quivering lips shaped to the cry of woe. And all that He endured—the blood drops that flowed from His head, His hands, His feet, the agony that racked His frame, and the unutterable anguish that filled His soul at the hiding of His Father’s face—speaks to each child of humanity, declaring, It is for thee that the Son of God consents to bear this burden of guilt; for thee He spoils the domain of death, and opens the gates of Paradise” (*The Desire of Ages*, p. 755).

Room Decorations

See Lesson 1.

Program Overview

Lesson Section	Minutes	Activities	Materials Needed
Welcome	ongoing	Greet students at door; hear pleased/troubled	
1 Readiness Options	up to 10	A. <i>Love in Action</i> B. <i>Precious Possession</i>	table, paper bags, sign saying "Love in Action," various objects (see activity) a precious possession, paper and crayons
Any Time Prayer and Praise*	up to 10	Fellowship Songbook Mission Offering Prayer	none <i>Sing for Joy</i> <i>Children's Mission</i> offering container none
2 Bible Lesson	up to 20	Experiencing the Story Memory Verse Bible Study	wooden cross, table, hammer, small nails, picture or felt of Jesus or abstract paper figure to fit cross, "Jesus, King of the Jews" sign <i>Sing for Joy</i> Bibles
3 Applying the Lesson	up to 15	<i>Mimes</i>	none
4 Sharing the Lesson	up to 15	A. <i>Jesus Loves Me</i> B. <i>Jesus Loves You</i>	<i>Sing for Joy</i> Jesus Loves You pattern (see p. 140), paper, art supplies

***Prayer and Praise me be used at any time during the program.**

TEACHING THE LESSON

Welcome

Welcome students at the door. Ask how their week has been—what they are pleased/troubled about. Listen to last week's memory verse and encourage the children to share any experiences from last week's lesson study. Have them begin the readiness activity of your choice.



Readiness Activities

Select the activity most appropriate for your situation.

You Need:

- table
- paper bag for each child
- sign saying "Love in Action"
- various objects (see activity)

A. Love in Action

In advance, put one object in each paper bag (one bag for each child) on the table. Put a big sign above the table saying "Love in Action." Tell each child to take one paper bag and look inside. Say: **As you take the object out of the bag, tell how you can use it to share God's love with someone.**

Suggested objects: handkerchief (wipe tears of little baby), crochet needle (crochet a doily for someone), book (read a book, etc.), plastic cup (give a drink), piece of bread, pencil, notebook, sponge, broom, etc.

Debriefing

Allow response time as you ask: **Was it easy or hard to think of how you might use the object you found in your bag to share God's love? How do you feel when you think about Jesus helping others? Was it easy or hard for Jesus to find ways to help others? What was the greatest way He helped us?** (He died on the cross.) **Our Bible story today is about just that—how Jesus sacrificed Himself for us so we could have everlasting life. God also sacrificed by allowing His only Son to die for us. That's what our memory verse is about: "For God so loved the world that he gave his one and only Son, that whoever believes in him shall not perish but have eternal life" (John 3:16). When we do kind things for others, it's one way we can share God's love and sacrifice with them. Today's message is:**



WE SERVE GOD WHEN WE SHARE HIS LOVE WITH OTHERS.

Say that with me.

You Need:

- a precious possession
- paper and crayons

B. Precious Possession

Bring to class your most treasured, precious possession (it may be a person).

Show it or pass it around, if possible, and tell why it is so valuable to you. Then distribute paper and crayons. Ask: **What is your most precious possession, the thing most important to you? Take a few minutes to draw what that is, and let's talk about it.**

Allow time to draw, then let each child explain their picture. Say: **Give your picture to the person to your right.** When everyone has passed their picture on, say: **Now I want everyone to tear up the picture in your hand.** The children may be upset.

Debriefing

Ask: **How did you feel when the person next to you tore up your picture?**

(angry, upset, surprised) **Was that picture your most precious possession? Jesus was God's most precious possession. He sent Jesus to die for us.**

Can you imagine how God felt when the soldiers beat Jesus and nailed Him to the cross? (sad, upset, hurt) God made a huge sacrifice for us when He allowed His only Son to die to save us. Why did He do that? Our memory verse says: "For God so loved the world that he gave his one and only Son, that whoever believes in him shall not perish but have eternal life" (John 3:16). Our Bible story today is about just that—how Jesus made the greatest sacrifice for us so we could have everlasting life. And we want to tell others about it. Today's message is:



WE SERVE GOD WHEN WE SHARE HIS LOVE WITH OTHERS.

Say that with me.

Prayer and Praise

Any
Time



Fellowship

Report the students' joys and sorrows (pleased and troubled) as reported to you at the door (as appropriate). Allow time for sharing experiences from last week's lesson study and review last week's memory verse. Acknowledge any birthdays, special events, or achievements. Give a special warm greeting to all visitors.



Suggested Songs

- "For God So Loved the World" (*Sing for Joy*, no. 26)
- "O, How He Loves You and Me" (*Sing for Joy*, no. 28)
- "For God So Loved Us" (*Sing for Joy*, no. 36)
- "Thank You, Jesus" (*Sing for Joy*, no. 101)
- "O, How I Love Jesus" (*Sing for Joy*, no. 114)
- "Redeemed!" (*Sing for Joy*, no. 68)



Mission

Share a story from *Children's Mission*. Emphasize service in the story.



Offering

Say: **When we give our offering, we are sharing God's love with others in a small way.**

You Need:

- offering container



Prayer

Thank Jesus for loving us so much that He died for us. Ask Him to help us share His love with those around us.

Bible Lesson

You Need:

- wooden cross (from room decoration)
- table
- hammer
- small nails
- picture or felt of Jesus or abstract paper figure to fit cross
- “Jesus, King of the Jews” sign

Experiencing the Story

Setting the scene:

In advance, prepare a sign that says “Jesus, King of the Jews” to fit over the cross. Also prepare an abstract paper cut-out of Jesus if you do not have a felt or picture that fits on the cross.

Read or tell the story.

Do you remember from last week’s story when Jesus walked to the hill where He would be crucified? A man named Simon—a man who was just visiting the town that day—was forced to carry Jesus’ cross. *[Point to wooden cross.]* Simon must have been shocked at what was happening. It’s very likely that if he could have stopped the execution he would have. But he couldn’t stop anything, so he helped Jesus do what He was being forced to do.

Simon carried the cross to a hill called Calvary. There he laid the cross down on the ground. *[Lay the cross on a table.]* Two other crosses were already up, with a robber bound to each one of them. A place for Jesus waited between those two crosses.

The soldiers were laughing and making fun of Jesus. They nailed a sign over the place where Jesus’ head would be that said “Jesus, King of the Jews.” *[Tape sign on cross.]* Then they made Jesus lie down on the wood *[place the figure of Jesus, or the abstract paper cutout, on the cross]*, and they began to do something awful. I need some helpers. It’s so awful, I don’t know how I’m even going to do this! *[Invite volunteers to come forward to hold the cross while you hammer the nails.]*

The soldiers didn’t tie Jesus to the cross, as they did the thieves. No, they nailed Jesus to the cross! First, they hammered huge nails into Jesus’ hands *[do so on the figure]*, and then they put His feet together and nailed His feet to the bottom of the cross *[do so]*.

Then they lifted up the heavy cross, and they let it fall into a hole they had prepared. *[Stand the cross up.]* Don’t you think that hurt Jesus’ hands and feet? *[Nod yes.]*

Some of the people standing around made fun of Jesus. Others sneered, “If You are God’s Son, save Yourself and come down from the cross!” They tempted Him to do a miracle for Himself. But what was special about Jesus’ miracles? They had never been for His own benefit—they were to help others! Jesus never did any miracles to help Himself.

Remember, Jesus had been up all night at His trial. You can imagine how tired He was. And how hungry He must have been. He was hurting, and He could hardly breathe.

The crowd stared at Jesus, wondering what would happen. Some of them shouted at Jesus. Even the robber beside Jesus asked Him to do a miracle and save all three of them. But then one of the robbers said to the other, “We deserve what we’re getting, but this Man has done nothing wrong.” And he said to Jesus, “Remember me when in Your kingdom.” And Jesus promised that robber that He would.

Jesus did one more thing for others before He died. He asked His disciple John to take care of Mary, His mother, and treat her as his own mother. And John agreed to do so.

Suddenly the sun disappeared. It was as dark as the darkest night! It stayed dark

for three whole hours. Jesus felt so lonely! He felt the shame we all feel when we do something wrong, because He carried our sins and took the blame for us.

Finally, through the darkness the people heard Jesus say, "Father, into Thy hands I give My spirit," and He died.

Suddenly there was a huge earthquake! People threw themselves on the ground. Graves opened, and some people were resurrected! In the Temple the great veil between the holy and Most Holy places tore from top to bottom.

The Roman soldiers standing at the foot of the cross stared in amazement. "Truly, this was the Son of God!" they said.

God and all of heaven were watching—and crying. God loved His Son so much! It was hard to see Him suffer and die. But God also loved us so much that He was willing to make that sacrifice to save us.

Debriefing

Allow response time as you ask:

While Jesus was on the cross, whom was He thinking about? (His mother, Mary; His disciples; forgiving those who were killing Him, etc.)

What were you thinking when you were holding the cross while I nailed the paper figure to it?

Do you think Jesus would have gone through all that pain and suffering and then try to keep us out of heaven? (no) **Does Jesus want everyone there?**

Are you willing to make small sacrifices to share God's love with others, after Jesus and God have made big sacrifices for you?

Do you remember our message? Let's say it together:



WE SERVE GOD WHEN WE SHARE HIS LOVE WITH OTHERS.

Memory Verse

Write the memory verse where all may see: **"For God so loved the world that he gave his one and only Son, that whoever believes in him shall not perish but have eternal life" (John 3:16).**

Teach the children "John 3:16" (*Sing for Joy*, no. 24) if they do not already know it. Then ask them to compare the song to the memory verse and note the differences. Ask: **Is the message the same?** (Yes, the words may be slightly different, but the message is the same.)

Teach the verse as a choral reading.

Girls: For God so loved the world

Boys: That he gave his one and only Son,

Girls: That whoever believes in him

Boys: Shall not perish but have eternal life.

All: John 3:16

Bible Study

Say: **Let's look at some texts to find some reasons Jesus died.** Help the children find and read Romans 5:7, 8 and Ephesians 1:7, 8. **What do these texts tell us?** (Jesus died to save us from our sins because He loves us; Jesus died to forgive our sins; it was the only way to get rid of sin forever.)

Debriefing

Did God love us enough to send and sacrifice His Son for all of us sinners? Why does He love us so much? Does God want everyone to know about this? (yes)

When you show others about God's love for them, you are serving Him. He wants everyone to know about the love He has for them. Let's say our message again:



WE SERVE GOD WHEN WE SHARE HIS LOVE WITH OTHERS.

You Need:

• *Sing for Joy*

You Need:

• Bibles

Applying the Lesson

Mimes

Form five groups, giving each group one of the following scenarios to mime—acting without saying anything. Allow time for groups to plan.

Say: **Jesus wants us to be of service to others just as He was, even at the last when He hurt so much. Service means “love in action” or “love at work.” What can we do in our neighborhood to help others know that God loves them? That we love them too? Let’s watch and see.**

1. An annoying younger brother is always trying to follow the older neighborhood children and be included in their games. The group decides to let him join in a game of hide-and-seek.

2. You and your family are taking a walk when you notice a yard that badly needs some care. You know that an elderly woman lives there by herself. The lawn is big, the bushes need trimming, and there are weeds growing in the flower bed. Your family decides to do her yard work.

3. Your neighbors tell you they are going on vacation. You offer to take their mail in every day and feed and walk their

dog. They are pleased that you offered and they accept. You do your best work. They happily thank you when they return home.

4. You have a friend whose grandfather just died. You make her a card with a nice colored-pencil drawing on the front. On the inside you write a Bible text. You give it to her at school the next day. It makes her smile.

5. Your cousin broke her arm when she fell off a swing. She has a cast on her arm, and she can’t go to school for a few days. You take her some flowers and a book to cheer her up.

Debriefing

Allow response time as you ask:
Are these good ways to share God’s love? Can you think of other ways to share with people who may not know Jesus? We can share God’s love by telling them about Jesus, and by showing them that God loves them and you love them too. When you do either of these things, you can know that:



WE SERVE GOD WHEN WE SHARE HIS LOVE WITH OTHERS.

Sharing the Lesson

A. Jesus Loves Me

Say: **There is a song we all know that tells us how we know Jesus loves us.**

In sign language this song is really special because the symbol for Jesus points to the nail prints on His hands. Demonstrate the following symbols:

- Jesus** Touch the right palm with the middle finger of the left hand, then the left palm with the middle finger of the right hand.
- Loves** Cross your arms over your chest.
- Me** Point to yourself.

Say: **We are going to sing that song now.** Sing "Jesus Loves Me" (*Sing for Joy*, no. 27) as a group. Do the motions as you sing.

Debriefing

Ask: **Do you know someone who doesn't know Jesus? You can sing this song to them and do the motions. When you do that you will be serving God by sharing His love with others. Let's say our message together again:**



WE SERVE GOD WHEN WE SHARE HIS LOVE WITH OTHERS.

You Need:

- *Sing for Joy* songbook

B. Jesus Loves You

In advance, copy the Jesus Loves You pattern (see page 140) for each child. Say: **Please draw a picture of the cross like the one Jesus died on above the words "Jesus loves you so much; He died to save you."**

Debriefing

Ask: **Do you know someone who doesn't know Jesus? Take your picture home and send or give it to them. When you do that, you will be serving God by sharing His love with others. Let's say our message together again.**



WE SERVE GOD WHEN WE SHARE HIS LOVE WITH OTHERS.

You Need:

- Jesus Loves You pattern (see p. 140)
- paper
- art supplies

The Day Jesus Died

References

Matthew 27:34–56;
Mark 15:21–39;
Luke 23:26–49;
John 19:16–30;
The Desire of Ages,
pp. 741–764

Memory Verse

“For God so loved the world that he gave his one and only Son, that whoever believes in him shall not perish but have eternal life” (John 3:16, NIV).

The Message

We serve God when we share His love with others.

Do you love someone so much that you would do anything for them? God loves us so much that He sacrificed His only Son to save us. And Jesus was willing to die for us.

Jesus’ terrible night of insults and beatings was finally over. Now the Roman soldiers were taking Him and two thieves outside the city to crucify them. Simon had carried Jesus’ cross to the place of crucifixion. The awful deed would soon be done.

The Bible simply says, “They crucified Him.” The people who lived when the Gospels were written knew what that meant. They knew crucifixion caused a slow, painful death. They knew a crowd would often follow the prisoners to the place of execution, shouting insults along the way. They knew soldiers would nail the hands and feet of the prisoners to the cross. They knew those soldiers would drop the cross into a hole in the ground. Yes, they knew it was the worst possible way to die.

And that is exactly what happened to Jesus. The soldiers nailed Him to the cross, then placed the cross between the crosses of two thieves. The crowd that had followed them out of the city gathered around. The mocking that had been going on all night continued.

“If You really are the Son of God, come down from that cross!” one shouted.

“He saved others, but He can’t save Himself,” another sneered.

“Come down from the cross, and we’ll believe in You,” another said scornfully.

“If God wants Him, let God rescue Him,” laughed yet another. “After all, He said He was the Son of God.” And so it went, on and on. Even a thief who was crucified with Him shouted insults at Him.

Although the pain and mocking were terrible, something even worse was happening to Jesus. When He came to earth to die for us, Jesus took our sins on Himself. The guilt of every person who would ever live was resting on Him as He hung on the cross. The sense of sin was so great that He felt God had left Him forever. That feeling of abandonment by His Father caused Jesus to cry out, “My God, My God! Why have You forsaken Me?” Even though He thought He might never see His Father again, Jesus was still willing to die for us.

But God had not abandoned Jesus. God and all the angels in heaven were watching and suffering with Him. Even the earth reacted to His agony.

Darkness covered the area for three hours, and when Jesus finally died,

“the earth shook and the rocks split” (Matthew 27:51).

Do you love anyone so much you would be willing to die a horrible death to save them? That’s how much Jesus loves you. He loves you so much there is nothing He wouldn’t do to save you. That love is the core of Christianity. It’s the reason for every song we sing, every prayer we pray, everything we do.

That love is the message we are



asked to share with others. Who doesn't need to know they are loved that much? Who couldn't help loving a God who would do absolutely anything to save them? Tell someone you know!

Daily Activities

Sabbath

- During family worship, read and discuss Matthew 27:34–44. What happened to Jesus' clothes? Who were among those who mocked Jesus? What did they say? Why did they say it?
- Teach the memory verse to your family. Thank Jesus for dying for you.

Sunday

- Read and discuss Matthew 27:45–56 during family worship. What happened when Jesus died? Who were among the women at the cross?
- Think of how different your life would be if Jesus hadn't died for you. Would you have heaven to look forward to? Would you know your sins are forgiven when you ask Jesus? Would you have Jesus' love and peace in your heart? Ask Jesus to help you share His love with others.

Monday

- For worship today, read and discuss John 19:23–27. What happened to Mary, the mother of Jesus? Why?
- Sing the memory verse, "John 3:16" (*Sing for Joy*, no. 24).
- Build a small cross made from two pieces of wood hammered together. Put it in your room this week to remind you of Jesus' great love for you.

Tuesday

- Share God's love with someone. Give them the picture of the cross you drew in Sabbath School. Or sing "Jesus Loves Me" (*Sing for Joy*, no. 27) for them using the following motions:

Jesus Touch the right palm with the middle finger of the left hand, then the left palm with the middle finger of the right hand.

Loves Cross your arms over your chest.

Me Point to yourself.

- Pray for the person you shared with today.

Wednesday

- Ask a grandparent or grandparent-type person how they feel when they hear the song "The Old Rugged Cross." Ask them to sing it with you.
- Take a walk around your room and look for objects you could use to serve others. What can you share with someone this week? Tell your family about it during worship today.

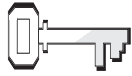
Thursday

- For worship today, read and discuss Matthew 27:50–54 and Luke 23:39–43. What did the Roman soldiers say after Jesus died? What did the thief say?
- Did the thief and the Roman soldiers believe Jesus was God's Son? How do you know? What has helped you believe in Jesus?
- Thank Jesus that you can worship Him in safety.

Friday

- Ask your parents about the worst pain they've ever felt. What kind of pain did Jesus feel while dying on the cross? Did He feel only physical pain?
- Think about ways your family sacrifices for you. Make a list and share it during worship. Say thank you to them and give them a hug. Talk about Jesus' sacrifice on the cross. Then thank God and Jesus for it.

LESSON FOUR



References

Matthew 27:57–61;
28:1–10, 16–20;
The Desire of Ages,
pp. 769–794, 818–828



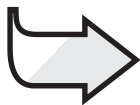
Memory Verse

“He said to them, ‘Go into all the world and preach the gospel to all creation’ ”
(Mark 16:15, NIV).



Objectives

The children will:
Know that Jesus asked us to tell the whole world about Him.
Feel willing to tell others about Jesus’ resurrection and offer of eternal life.
Respond by accepting Jesus’ power to lead others to Him.



The Message

We serve God when we tell others that Jesus is risen.

He’s Alive!

Monthly Theme

God wants us to show others how much He loves them.

The Bible Lesson at a Glance

Jesus has been in the tomb since Friday afternoon. It is now Sunday morning. An angel appears at the grave and rolls back the stone. Then God calls to His Son, and Jesus comes to life again, resurrected to return to heaven and reclaim His rightful place as King of kings and Lord of lords. The news of the Resurrection is given first to the women who come to mourn at the tomb, and then to the disciples. Jesus ultimately meets with His followers and gives them instructions for their ministry.

This is a lesson about service.

The Resurrection demonstrates the energy God gives to us to live a life of service. If God can bring the dead back to life, surely no circumstance we can encounter is too difficult for His power to overcome. The same commission Jesus gave His disciples is given to us, to lead others to Him, to make disciples of people throughout the world.

Teacher Enrichment

“The Saviour’s commission to the disciples included all the believers. It includes all believers in Christ to the end of time. It is a fatal mistake to suppose that the work of saving souls depends alone on the ordained minister. . . . All who receive the life of Christ are ordained to work for the salvation of their fellow men. . . .

“Whatever one’s calling in life, his first interest should be to win souls for Christ. . . . Those minister who relieve the sick and suffering, helping the needy, speaking words of comfort to the desponding and those of little faith. . . .

“So every one of Christ’s workers is to begin where he is. In our own families may be souls hungry for sympathy, starving for the bread of life” (*The Desire of Ages*, p. 822).

Natural caves and hewn rock tombs abound in the vicinity of Jerusalem. These were the usual places of burial in ancient Palestine. Upon entering a typical tomb, one would probably find a recess in the walls on each side in which bodies were laid. Often there was a small room behind the main part of the tomb where the bones of previous generations were collected to make room for new arrivals at the grave. Joseph’s generous gift of a burial place solved a problem for which the disciples had no solution.

Room Decorations

See Lesson 1.

Program Overview			
Lesson Section	Minutes	Activities	Materials Needed
Welcome	ongoing	Greet students at door; hear pleased/troubled	
1 Readiness Options	up to 10	A. <i>Arm Lift</i> B. <i>Celebrating!</i> C. <i>Yeast Alive</i>	none banners, musical instruments and/or noisemakers, <i>Sing for Joy</i> songbook dry yeast, sugar, glass, warm water, plate
Any Time Prayer and Praise*	up to 10	Fellowship Songbook Mission Offering Prayer	none <i>Sing for Joy</i> <i>Children's Mission</i> offering container none
2 Bible Lesson	up to 20	Experiencing the Story Memory Verse Bible Study	Bible-times costumes, doll to represent Jesus, wide strips of white cloth, jars with spices, large cardboard cutout to represent stone, blankets none Bibles
3 Applying the Lesson	up to 15	<i>Scenarios</i>	none
4 Sharing the Lesson	up to 15	<i>He's Alive!</i>	plastic eggs or other small containers with lids
*Prayer and Praise me be used at any time during the program.			

TEACHING THE LESSON

Welcome

Welcome students at the door. Ask how their week has been, what they are pleased/troubled about. Listen to last week's memory verse and encourage the children to share any experiences from last week's lesson study. Have them begin the readiness activity of your choice.



Readiness Activities

Select the activity most appropriate for your situation.

A. Arm Lift

Have a student raise his or her arms to shoulder height. Have a stronger person (you might want to get an older youth to volunteer for this) apply pressure to the child's arms, trying to keep them down. Have the child keep trying to raise his or her arms while the other person tries to keep his or her arms down for about 30 seconds. When the pressure is released, the muscle tension will cause the child's arms to lift a little or feel weightless. Try this with a few children.

Debriefing

Allow response time as you ask: **What happened? What did you feel? How was this like Jesus being raised from the dead?** (Nothing could keep Him down.) **God gave Jesus power to overcome death. Jesus asks us to tell the whole world about Him.**

Our memory verse today is "He said to them, 'Go into all the world and preach the gospel to all creation'" (Mark 16:15). What is the "good news"? Yes, it's the story of Jesus' life and death and resurrection. So Jesus gives us a job to do for Him—tell others about Him. Do you ever feel as though you are too afraid to tell others about Jesus? God's power raised Jesus to life, and God's power can help us tell others about Jesus. And there are lots of ways to "tell" others about Jesus. Can you think of ways other than talking? (being helpful and kind, singing, sharing, etc.). **Our message today tells us:**



WE SERVE GOD WHEN WE TELL OTHERS THAT JESUS IS RISEN.

Say that with me.

You Need:

- banners
- musical instruments and/or noisemakers
- *Sing for Joy* songbook

B. Celebrating!

Hand out banners, noisemakers, cymbals, bells, sticks, drums, etc. Play and sing "This Is the Day" (*Sing for Joy*, no. 86) or "He Is Lord" (*Sing for Joy*, no. 87). As the song plays, the children can sing along and wave their banners, clang cymbals, ring bells, etc., to celebrate Christ's resurrection.

Debriefing

Allow response time as you ask: **Why was Christ's resurrection a time for celebrating? Yes, Jesus had conquered sin. He had risen from the dead so that we could have eternal life with Him. Satan and sin will one day be done away with. Those are great things to celebrate! Jesus asked His disciples, and us, to tell the whole world about Him.**

Our memory verse today is “He said to them, ‘Go into all the world and preach the gospel to all creation’ ” (Mark 16:15). What is the “gospel”? Yes, it’s the story of Jesus’ life and death and resurrection. Jesus asks us to tell others about Him. There are many ways to “tell” others about Jesus. Can you think of ways other than talking? (being helpful and kind, singing, sharing, etc.) Our message today tells us:



WE SERVE GOD WHEN WE TELL OTHERS THAT JESUS IS RISEN.

Say that with me.

C. Yeast Alive

Show students some dry yeast. Let them touch, taste, smell it. Ask: **What is this? Do you think it’s alive or dead?** (Accept any response.) Say: **This is yeast. It helps to make bread rise. Jesus talks about yeast in the Bible. This yeast looks dead right now, but we are going to make it come alive.**

Put 1 tablespoon of yeast, 1 tablespoon of sugar, and 1/4 cup of warm water in a tall, narrow glass placed on a plate. Stir it and let it sit for 10 minutes while you do another part of the program, such as Prayer and Praise.

You Need:

- dry yeast
- sugar
- glass
- warm water
- plate

Debriefing

Allow response time as you ask: **What does the yeast look like now?** Let the students smell and taste the yeast. **Ask: What happened?** (It came alive!) **Our Bible story today is about Jesus coming back to life.**

The memory verse today is “He said to them, ‘Go into all the world and preach the gospel to all creation’ ” (Mark 16:15). What is the gospel? Yes, it’s the story of Jesus’ life and death and resurrection. Jesus asks us to tell others about Him. And there are many ways to “tell” others about Jesus. Can you think of ways other than talking? (being helpful and kind, singing, sharing, etc.) Our message today tells us:



WE SERVE GOD WHEN WE TELL OTHERS THAT JESUS IS RISEN.

Say that with me.

NOTE: Prayer and Praise appears on page 46.

Bible Lesson

You Need:

- Bible-times costumes
- doll to represent Jesus
- wide strips of white cloth
- jars with spices
- large cardboard cutout to represent stone
- "cave" made by placing blankets over table or chairs

Experiencing the Story

Characters: Jesus (dressed in white), Joseph of Arimathea (scarf around head like turban), Mary Magdalene (scarf over shoulders or head), Mary/Jesus' mother (scarf over shoulders or head), angel (wearing white), several children dressed as disciples

Setting the scene:

Have the person playing the resurrected Jesus hide in the cave. Place the doll in front of the cave. Have the disciples sit on the floor away from the cave.

Say: **I need some helpers again today.** Select actors and dress them.
We will have a doll represent Jesus when He was dead, and a real person will represent Him when He is resurrected. This will be part acting and part storytelling. You'll know it's your turn when I call you, and then you can come and play your part.

Read or tell the story.

It was Sunday morning after the most difficult Sabbath of Jesus' disciples' lives. He had died just a few hours before sundown on Friday and His followers had buried Him quickly in a tomb that belonged to Joseph of Arimathea. *[Joseph and two Marys wrap white cloth around doll lying on the floor, then place it in the "cave."]* Then they hurried home, because it would soon be Sabbath.

The women who had been at the cross when He died wanted to serve Jesus by caring for His body. They had followed and watched as He was laid in the tomb. They watched as a heavy stone was rolled across the opening to seal it. *[Roll*

cardboard "stone" over "cave" entrance.]

They, too, had rested on the Sabbath, but as soon as it grew light on Sunday morning they hurried to Jesus' grave with burial spices. *[Marys come with spice jars.]*

"Who is going to roll away that heavy stone for us?" they asked each other as they neared the tomb. Little did they know an angel had already appeared from heaven. With a mighty earthquake he had rolled away the stone *[have the "angel" do so]* and called Jesus to life in the name of the Father. *[Angel beckons Jesus to wake up; Jesus wakes up and walks away from tomb.]*

The women were stunned to see the tomb open and the angel, shining with the glory of heaven, sitting near the stone. *["Angel" sits near the stone.]* "Don't be afraid," said the angel. "I know that you are looking for Jesus, but He is not here. He has risen from the dead, just as He said He would. Go quickly and tell His disciples, 'Jesus is on His way to Galilee, and you will see Him there.' "

Can you imagine how shocked they were? After all that had happened in the past few days, they probably didn't know what to think. The Bible says they ran to tell the others with fear and great joy.

Can't you imagine them dropping the spices they had brought, holding up their skirts, and running back to town as fast as they could go? Do you think they were full of energy? Of course they were! Do you think they were enthusiastic? Without a doubt! Nothing could stop them from sharing the good news that Jesus had risen from the dead! *[Marys run to the disciples and call out, "Jesus is risen!" Disciples stand, appear surprised.]*

The women shared the good news. Jesus was alive!

Soon Jesus appeared to His friends. *["Jesus" joins the group.]* He showed them

the nail prints in His hands. He talked with them about their future. And He gave them work to do when He told them to “go and make disciples of people all over the world. Tell them about Me.”

We have the honor of sharing that same message with the world today. Are you ready to tell the world the good news about Jesus? More important, are you ready to live like Jesus?

Debriefing

Allow response time as you say: **Imagine that you were there. What would you be thinking? How do you think the women and Jesus’ disciples felt when they saw Jesus alive? What does Jesus’ resurrection mean to us today?** (Our loved ones will also be alive someday by the power of Jesus; we may go to heaven with Him someday; etc.) **What did Jesus mean by telling His disciples to “go make disciples of all nations”? Who else does He want to do that? Let’s say today’s message:**



**WE SERVE GOD WHEN WE
TELL OTHERS THAT JESUS IS
RISEN.**

Memory Verse

Have the children repeat the verse and the actions until they know it.

He said to them,	Point upward.
“Go	Point straight ahead.
into all the	Make a globe
world	shape with arms.
and preach the	Point finger to
gospel	others, as if telling
	someone some
	thing.
to all creation.”	Sweep out-
	stretched arms.
Mark 16:15	Palms together,
	then open.

Bible Study

Say: **Several people saw Jesus alive after He was resurrected.** Have students look up John 20:10–18 (Mary Magdalene); Luke 24:13–16 (two disciples on road to Emmaus); John 20:24–31 (Thomas and the other disciples).

According to the Gospels, most of the time He appeared to small groups. But Paul tells us about a time Jesus showed Himself to a lot of people. Let’s read 1 Corinthians 15:5–7. Have someone read it aloud. **Jesus showed Himself to more than 500 believers at the same time.**

You might not think about some people because they saw Him a long time afterward. Help the children find and read Acts 7:54–56. **Stephen saw Jesus in vision just before Stephen was stoned to death.** Have the children read Acts 9:3–7. **Jesus spoke to Saul when Saul was on his way to Damascus.**

Debriefing

Allow response time as you ask: **Who was the first to see Jesus alive?** (Mary Magdalene) **Who said he needed to touch Jesus before he’d believe Jesus was alive?** (Thomas)

What do you think you will do when you see Jesus? Will you be looking for the nail scars in His hands? Will you ask to touch them?

Who would you like to be watching when they see Jesus for the first time? Is this someone who doesn’t know Jesus right now? How many people in the world do you think need to know about Jesus? Who will tell them? Let’s say our message again:



**WE SERVE GOD WHEN WE
TELL OTHERS THAT JESUS IS
RISEN.**

You Need:
• Bibles

Prayer and Praise

Any
Time



Fellowship

Report the students' joys and sorrows (pleased and troubled) as reported to you at the door (as appropriate). Allow time for sharing experiences from last week's lesson study and review last week's memory verse. Acknowledge any birthdays, special events, or achievements. Give a special warm greeting to all visitors.



Suggested Songs

"Go, Tell It on the Mountain" (*Sing for Joy*, no. 84)

"He's Alive" (*Sing for Joy*, no. 85)

"This Is the Day" (*Sing for Joy*, no. 86)

"He Is Lord" (*Sing for Joy*, no. 87)



Mission

Use a story from *Children's Mission*.



Offering

Say: **Giving our offerings is one way we can help to tell others about Jesus and the good news of His resurrection.**

You Need:

- offering container



Prayer

Say: **Let's ask God to help us be of service by telling and showing others about His great love for them.**

3

Applying the Lesson

Scenarios

Read the following scenarios to the students and have them answer your question at the end of each.

1. **Your grandma doesn't go to church. She fell and broke her arm. What can you do to share Jesus with her?** (Bring her food, help clean her house or yard, offer to write a letter to someone for her, offer to pray with her, call her often, make and send her a card, bring her flowers, tell her Bible stories, etc.)

2. **Paul is the meanest boy on your street. What can you do to tell him about Jesus?** (Treat him kindly and respectfully, include him in games, try to get to know him by asking questions, share snacks with him, ask him if he

knows Jesus, tell him a Bible story, invite him to Sabbath School, etc.)

Debriefing

Allow response time as you ask: **Do you think you would have the courage to do some of these things in situations like these? Would it be easy?** (no) **Who can give you the power to share about Jesus?** (God)

God raised Jesus from the dead. Jesus overcame sin. That is very powerful. Jesus can give you strength and courage to tell others about Him. He asks us to go to all parts of the world to share His story with others. Where can you share the story of Jesus?

Let's say our message together:



WE SERVE GOD WHEN WE TELL OTHERS THAT JESUS IS RISEN.

4

Sharing the Lesson

He's Alive!

Either give each student an empty plastic egg or have them find prehidden ones in the room. Say: **This egg represents the tomb Jesus was buried in after He died. Let's open up the egg and see what's inside.**

Debriefing

Allow response time as you ask: **What did you find in your egg? Nothing? Why is that? That's right!**

Jesus didn't stay dead. He's alive! That's something worth telling others about. Take your egg home with you and share it this week as you tell someone about Jesus' resurrection. When you do, you will be living our message:



WE SERVE GOD WHEN WE TELL OTHERS THAT JESUS IS RISEN.

Closing

Pray that God will give the children power to tell others about His Son.

You Need:

- plastic eggs or other small containers with lids

He's Alive!

References

Matthew 27:57–61;
28:1–10, 16–20;
The Desire of Ages,
pp. 769–94,
818–828

Memory Verse

“He said to them,
‘Go into all the
world and preach
the gospel to all
creation’ ” (Mark
16:15, NIV).

The Message

We serve God
when we tell others
that Jesus is risen.

Have you ever had some good news you wanted to share? Maybe you just couldn't wait to tell someone! Mary Magdalene was among the first to know that Jesus had been resurrected. And she couldn't wait to tell the world!

It was Sunday morning after the most difficult Sabbath of Jesus' disciples' lives. Jesus had died just a few hours before sundown on Friday. His sad, troubled followers had buried Him quickly in a tomb that belonged to Joseph of Arimathea. Then they had hurried home to observe the Sabbath.

The women who had been at the cross wanted to serve Jesus by caring for His body. They had followed and watched as He was laid in the tomb. They saw the heavy stone rolled across the opening to seal it. They, too, had rested on the Sabbath. But at daylight

on Sunday morning they hurried to the grave. The burial spices they carried were to anoint His body.

Who is going to roll away that heavy stone for us? they wondered as they neared the tomb. They didn't know that an angel had already been to the tomb. With a mighty earthquake he had rolled away the stone. And he had called Jesus to life in the name of the Father.

The women trembled at the sight of the open tomb. Bravely they looked inside. An angel, shining with the glory of heaven, spoke to them. “Don't be afraid,” said the angel. “I know that you are looking for Jesus, but He is not here. He has risen from the dead, just as He said He would. Go quickly and tell His disciples, ‘Jesus is on His way to Galilee, and you will see Him there.’ ”

Can you imagine the shock? After all that had happened the past few days, the women probably didn't know what to think. The Bible says that with fear and great joy they ran to tell the others.

Can you imagine them dropping their spices? Can you see them running back to town as fast as they could go? Do you think they were full of energy? Of course they were! Do you think they were enthusiastic? Without a doubt! Nothing could stop them! They had to share the good news! Jesus had risen from the dead!

We have the honor of sharing that same message with the world today. Before He left earth to return to heaven, Jesus spoke to His followers. “Go and make disciples of all nations, baptizing them in the name of the Father and of the Son and of the Holy Spirit,” He said.

Are you ready to tell the world the good news about Jesus?



Daily Activities

Sabbath

- With your family, read the lesson story. Talk about how you will feel when you see Jesus.
- Use the following to teach your memory verse to your family.

He said to them, Point upward.

“Go Point straight ahead.

into all the world Make a globe shape with arms.

and preach the gospel Point finger to others, as if telling someone something.

to all creation.” Sweep out-stretched arms.

Mark 16:15 Palms together, then open.

Sunday

- Read and discuss Matthew 27:57–61. Who was this Joseph? Who else went to Pilate? Why? What day of the week was it? What did Pilate agree to?
- With the help of an adult, pop some popcorn and see how it changes. Compare it with the unpopped popcorn. How is this like Jesus’ resurrection? Share the popcorn with your family and thank Jesus that He’s alive.

Monday

- Read and discuss Matthew 28:1–10 with your family. Describe the angel. Whom did the women see when they left the tomb? What did the angel say?
- Share the empty plastic egg (or another empty container) you received in Sabbath School with someone this week. Tell them about Jesus’ death and resurrection.
- Check out a world mission Web site. Here are a couple you can try: Adventist Development and Relief Agency at www.adra.org and Adventist Missions at www.adventistmission.org.

Tuesday

- With your family, read and discuss Matthew 28:2–4 and verses 11–15. What did the guards tell the chief priests? What did the priests do? Why?

- Just before family worship, build a pretend cave in the living room. Have someone hide in the “cave.” Tell your family that you have the best news in the world. Say loudly, “He’s alive!!!” When the hidden person hears this, they are to burst out of the “cave.”

Wednesday

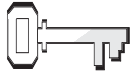
- During worship, have everyone sing “He Lives” (*The SDA Hymnal*, no. 251) or “He Is Lord” (*Sing for Joy*, no. 87).
- Have your family try this: Try to raise your arms to shoulder height. Have a stronger person (most likely a parent or older sibling) apply pressure to your arms, trying to keep them down. Keep trying to raise your arms while your family member tries to keep your arms down for about 30 seconds. When the pressure is released, the muscle tension will cause your arms to lift a little or feel weightless. What part of the lesson story does this remind you of?

Thursday

- With your family, read and discuss Matthew 28:16–20. What did Jesus ask the disciples to do? What did He promise them? Is this for us today?
- Make up a 30-second chant about our amazing, living Jesus. Share it with a friend at school.
- Look at a globe or world map. Where in the world would you like to go to share Jesus? Now look out your window. Is there someone right on your street or even in your own house to share Jesus with?
- Ask God to help you know what to say and do when sharing Jesus with others.

Friday

- During worship, read and discuss Luke 24:1–12 and 36–53. How did the disciples feel when the women gave them the news? How did they feel when they saw Jesus? after Jesus talked with them? Where is Jesus now? What do you think about that?
- Ask a grown-up to tell about a time they told someone about Jesus. What happened?



References

John 21:1–17;
The Desire of Ages,
pp. 809–815



Memory Verse

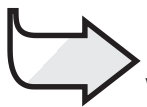
“Again Jesus said, . . .
‘Do you love
me? . . . Take care
of my sheep’ ”
(John 21:16, NIV).



Objectives

The children will:
Know that Jesus
asks us to take
care of others.

Feel willing to
do what Jesus asks.
Respond by finding
ways to help others.



The Message

We serve God when
we take care of others.

Do You Love Me?

Monthly Theme

God wants us to show others how much He loves them.

The Bible Lesson at a Glance

Jesus appears again to some of His disciples. They have fished all night but caught nothing. Jesus performs a miracle by supplying fish that overflow their nets. He then prepares breakfast for them. Jesus asks Peter three times if he loves Him. Peter answers each time that he does, thinking that Jesus doesn’t believe him because he denied knowing Jesus. After each answer Peter gives, Jesus tells him to feed His sheep and lambs. Peter has repented and been humbled. He has a changed heart. He is a man that Jesus can now use.

This is a lesson about service.

Jesus asks us to feed His flock too. He needs us to care for the young in the faith. He asks us to treat others as He did. Without the love of Jesus in our hearts, we cannot do as He requests.

Teacher Enrichment

“The first work that Christ entrusted to Peter on restoring him to the ministry was to feed the lambs. This was a work in which Peter had little experience. It would require great care and tenderness, much patience and perseverance. It called him to minister to those who were young in the faith, to teach the ignorant, to open the Scriptures to them, and to educate them for usefulness in Christ’s service” (*The Desire of Ages*, p. 812).

“The Saviour’s manner of dealing with Peter had a lesson for him and for his brethren. It taught them to meet the transgressor with patience, sympathy, and forgiving love. Although Peter had denied His Lord, the love which Jesus bore him never faltered. Just such love should the undershepherd feel for the sheep and lambs committed to his care. Remembering his own weakness and failure, Peter was to deal with his flock as tenderly as Christ had dealt with him.

“The question that Christ had put to Peter was significant. He mentioned only one condition of discipleship and service. ‘Lovest thou Me?’ He said. This is the essential qualification. Though Peter might possess every other, yet without the love of Christ he could not be a faithful shepherd over the Lord’s flock. Knowledge, benevolence, eloquence, gratitude, and zeal are all aids in the good work; but without the love of Jesus in the heart, the work of the Christian minister is a failure” (*The Desire of Ages*, p. 815).

Room Decorations

See Lesson 1.

Program Overview

Lesson Section	Minutes	Activities	Materials Needed
Welcome	ongoing	Greet students at door; hear pleased/troubled	
1 Readiness Options	up to 10	A. <i>Feed My Sheep</i> B. <i>Jesus Asked Us To . . .</i>	wadded paper ball or beanbag whiteboard or chalkboard, chalk or marker
Any Time Prayer and Praise*	up to 10	Fellowship Songbook Mission Offering Prayer	none <i>Sing for Joy</i> <i>Children's Mission</i> offering container none
2 Bible Lesson	up to 20	Experiencing the Story Memory Verse Bible Study	net, Bible-times costumes none Bibles
3 Applying the Lesson	up to 15	<i>Thumbs-up Scenarios</i>	Bibles
4 Sharing the Lesson	up to 15	<i>Sheep Puppets</i>	sock for each child, markers

***Prayer and Praise may be used at any time during the program.**

TEACHING THE LESSON

Welcome

Welcome students at the door. Ask how their week has been, what they are pleased/troubled about. Listen to last week's memory verse and encourage the children to share any experiences from last week's lesson study. Have them begin the readiness activity of your choice.



Readiness Activities

Select the activity most appropriate for your situation.

You Need:

- wadded paper ball or beanbag

A. Feed My Sheep

Ask the students to sit in a circle. Tell them they are to think of food that animals eat. The person who starts the game will toss the paper ball or beanbag as they name an animal. The person who catches the ball or beanbag must name one thing that animal eats. Then they name an animal and toss the ball or beanbag to someone else. Continue until all have had a turn.

Debriefing

Allow response time as you ask: **Was it easy or hard to think of a food that animals eat? Our Bible story today is about Jesus and Peter. Jesus tells Peter to feed and care for His sheep. Who are Jesus' sheep?** Allow time. **The memory verse is "Again Jesus said, . . . 'Do you love me? . . . Take care of my sheep' " John 21:16. Jesus wanted to impress something upon Peter. If Peter loved Jesus, he would act like it. He would care for others. Jesus wants us to do the same. Our message today is:**



WE SERVE GOD WHEN WE TAKE CARE OF OTHERS.

Say that with me.

You Need:

- chalkboard or whiteboard
- chalk or marker

B. Jesus Asked Us To . . .

Ask the children to think of things that Jesus asks us to do (love your enemies, love your neighbor, obey God, care for others, be ready for His coming, put God and His kingdom first, don't love this world, tell others about Him, etc.). Write their responses where all may see.

Debriefing

Allow response time as you say: **You thought of some good things that Jesus asks us to do. Our Bible story today is about Jesus and Peter and taking care of Jesus' sheep. Who are Jesus' sheep?** Allow discussion time. **Today's memory verse is: "Again Jesus said, . . . 'Do you love me? . . . Take care of my sheep' " John 21:16. Jesus wanted Peter to know something very important. If he loved Jesus, he would act like it. And he would care for others. Jesus wants us to do that, too. Our message today is:**



WE SERVE GOD WHEN WE TAKE CARE OF OTHERS.

Say that with me.

Prayer and Praise

Any
Time



Fellowship

Report the students' joys and sorrows (pleased and troubled) as reported to you at the door (as appropriate). Allow time for sharing experiences from last week's lesson study and review last week's memory verse. Acknowledge any birthdays, special events, or achievements. Give a special warm greeting to all visitors.



Suggested Songs

- "God Made Our Hands" (*Sing for Joy*, no. 57)
- "There Were Twelve Disciples" (*Sing for Joy*, no. 63)
- "Be Like Jesus" (*Sing for Joy*, no. 115)
- "Give Your Heart to Jesus" (*Sing for Joy*, no. 118)
- "I Will Make You Fishers of Men" (*Sing for Joy*, no. 135)
- "The Lord Is My Shepherd" (*Sing for Joy*, no. 48)



Mission

Use *Children's Mission*. Emphasize how the person in the story who is sharing about Jesus does it because they love Him.



Offering

Say: **Giving our offerings is one way that we can help take care of others as Jesus would want us to do.**

You Need:

- offering container



Prayer

Say: **Thank You, Jesus, for taking care of us. We love You and want to do what You want us to do. Amen.**

Bible Lesson

You Need:

- net
- Bible-times costumes

Experiencing the Story

Characters: Jesus (dressed in white), Peter, six other disciples, other children may be fishermen in other boats

Setting the scene:

Say: **Jesus has appeared to His disciples and others after He rose from the dead. Peter still feels bad about denying Jesus three times before He was crucified.**

Read or tell the story.

Peter was restless. "I'm going fishing," he told the other disciples. At least fishing was doing something. It had been a while since Jesus had been crucified. He had appeared to the disciples twice since His resurrection. It was wonderful to see Him and to know that He was alive!

Jesus hadn't mentioned that Peter had denied Him three times. But Peter was still very embarrassed and ashamed of what he had done. He had asked God to forgive him. He may have thought that Jesus would no longer trust him. How much did the other disciples know about His denial of Jesus? Did they know how sorry he was?

Some of the other disciples decided to go fishing with Peter. So just as the sun was going down they got in Peter's boat and sailed across the water. They stayed out all night—but they caught nothing. *[Disciples pretend to be fishing with the net.] What a waste of a night's work, Peter thought.*

Early in the morning, just as the sun was coming up, they headed for shore—without any fish. As their boat got closer to shore, they noticed a man standing

on the beach. *[Jesus stands up.]* The man called out, "Have you caught any fish?"

The disciples replied: "No. None at all." *[Disciples shake their heads no.]*

The man called out again, "Throw your net on the right side of the boat and you will find some."

Perhaps they wanted to please the man. Or perhaps they just wanted to try once more. Whatever the reason, they did as the man said.

Immediately, their nets were so full of fish that they couldn't even haul them into the boat! *[Act as if the nets are hard to handle and overflowing with fish.]*

Then John recognized Jesus and called to Peter, "It is the Lord!"

Peter was so happy to see Jesus again. They were very close to shore, so Peter decided not to wait. He jumped out of the boat and hurried to Jesus. *[Peter pretends to do so.]* The others followed him in the boat. *[Pretend to row.]* When they reached shore, they found that Jesus had made a fire. He was cooking some fish for them to eat together.

After they enjoyed the fish and some bread *[pretend to eat]*, Jesus turned to Peter and asked, "Do you love Me more than these?" *[Have "Jesus" repeat the question.]*

Peter immediately answered, "Yes, Lord, You know that I love You." *[Have Peter repeat the answer.]*

Jesus looked into Peter's eyes and said quietly, "Feed My lambs." *[Have Jesus repeat.]*

Again Jesus asked Peter if he loved Him. "Peter, do you love Me?" *[Repeat.]*

And Peter replied, "Yes, Lord, You know that I love You." *[Repeat.]*

Again Jesus said, "Take care of My sheep."

A third time Jesus asked, "Peter, do you love Me?" *[Repeat.]* Peter didn't know

what to think. Perhaps he wondered if Jesus didn't believe him. And why did Jesus ask that question three times? Was it because Peter had denied Jesus three times?

Peter was hurt because Jesus asked him three times. With a heavy heart Peter answered, "Lord, You know all things; You know that I love You." *[Repeat.]*

Again Jesus said, "Feed My sheep." Finally Jesus said to Peter, "Follow Me." *[Repeat.]*

Peter must have been relieved to realize that Jesus had forgiven him. He knew now that Jesus still wanted him to follow Him. Jesus asked Peter these questions while the other disciples watched. He wanted them to know that He had forgiven Peter. Jesus also wanted to teach Peter a lesson in patience, sympathy, and forgiveness. Peter would need to be patient, sympathetic, and forgiving as he would care for the many new believers of Jesus in the future.

Jesus also wanted us to know that there is only one thing we must do to follow and serve Him—love Him with all our hearts. And when we truly love Jesus, we will want to take care of others too.

Debriefing

Allow response time as you ask:

How did Jesus show His love for His disciples after they had fished all night? Why do you think Jesus prepared breakfast for the disciples?

What did Jesus ask Peter three times? How did Peter answer each time? What then did Jesus ask Peter to do?

Who are Jesus' sheep? Why did Jesus ask Peter three times? (It was the same number of times Peter had denied Him and Jesus wanted to show that He

had forgiven Peter.) **Do you remember our message? Let's say it together:**



**WE SERVE GOD WHEN WE
TAKE CARE OF OTHERS.**

Memory Verse

Form three groups. Have the groups stand, forming a triangle. Teach the verse as a choral reading.

First group: "Again Jesus said, . . .

Second group: 'Do you love me? . . .'

Third group: 'Take care of my sheep.' "

All: John 21:16

Switch parts to the right, going around the triangle, and repeat. Continue until all know the verse.

Bible Study

Have the students find Psalm 23 and take turns reading a verse. Adults assist as needed.

You Need:

- Bibles

Debriefing

Allow response time as you ask:

Who is the Shepherd mentioned in this psalm?

How did the Shepherd care for His sheep? Who are His sheep?

What does this chapter say that you can do to care for others?

What other things can you do? Allow response time. Try to have each child mention something they think they can do.

Say: **Remember our message? Let's say it again:**



**WE SERVE GOD WHEN WE
TAKE CARE OF OTHERS.**

Applying the Lesson

You Need:
• Bibles

Thumbs-up Scenarios

Have the children follow along as you read 1 Corinthians 13:1-3 aloud. Allow response time as you ask: **What are these verses talking about?** (Someone having gifts or doing things for Jesus, but without loving Him.)

Show me your thumbs-up signal. Now show me your thumbs-down signal. I'm going to read you some scenarios. At the end of each, show me your thumbs-up signal if the person had love in their lives and were doing what Jesus wanted them to do. If they were "only a resounding gong or a clanging cymbal," as the Bible verse says, show me your thumbs-down signal.

1. Hunter goes to Sabbath School every week, and his family has worship with him almost every night. Hunter notices the driveway of the neighbor next door is scattered with old newspapers the neighbor hasn't picked up in several days. Hunter picks them up and piles them on the porch.

2. Sabrina attends an Adventist school, where she is in third grade. Bible is her favorite subject, and she always gets an A in it. A new student comes in the middle of the school year. He has never been in school before because his family homeschooled with him. Sabrina makes fun of him because he is unfamiliar with the school schedule, and he doesn't know how to play some of the games they play during recess.

3. Adam says he is a Christian and loves Jesus. His little brother, Eric, wants

to play with Adam and his older friends. Adam's friends tell Eric to go home and leave them alone. Adam sticks up for Eric even though his friends say they don't want Eric around. Adam goes home with Eric and plays with him for a while.

4. Melanie likes to help her Sabbath School teacher greet visitors at the door and collect the offering. But at home on Sunday she doesn't want to help her family clean the house or do yardwork. She whines and complains and doesn't do her best.

5. Jonah knows his memory verse every week in Sabbath School. He sits quietly in church and listens to the sermon. He also loves to go swimming at the local pool during the summer. One day he's playing water polo with a few other boys, and his team is losing. Jonah gets mad and pushes one of the boys under the water.

Debriefing

Allow response time as you ask:
How could you tell if the people in our scenarios truly had Jesus in their heart?

What must you have that makes a difference in the way you act toward others? (love)

Is it enough to say that you love Jesus? Why? Yes, you must act that way too.

When you give Jesus your whole heart, He will lead you to do things for Him. One of those things is to help take care of others. Let's say our message together again:



**WE SERVE GOD WHEN WE
TAKE CARE OF OTHERS.**

4

Sharing the Lesson

Sheep Puppets

Give each child a sock and marker and ask them to make a sheep sock puppet by putting the sock on one hand and drawing ears, eyes, nose, and a mouth on the sock.

Debriefing

Allow response time as you ask:

What did Jesus tell Peter to do? (Feed My lambs.)

Who are Jesus' sheep and lambs?

How can you help care for them?

Take your sock puppet home and share it with someone this week. Tell them about Jesus and Peter.

Also, look for ways this week to help care for others. Help them if you can. Remember:



**WE SERVE GOD WHEN WE
TAKE CARE OF OTHERS.**

Closing

Have a short prayer. Ask Jesus to live in the children's hearts so all will serve Him and help take care of others.

You Need:

- sock for each child
- markers

Do You Love Me?

References

John 21:1–17;
The Desire of Ages,
pp. 809–815

Memory Verse

“Again Jesus said, . . . ‘Do you love me? . . . Take care of my sheep’ ” (John 21:16, NIV).

The Message

We serve God when we take care of others.

Have you ever had someone ask you the same question over and over? “Didn’t they hear my answer the first time?” you may have thought. Three times Jesus asked Peter the same thing.

Peter was restless. “I’m going fishing,” he told the other disciples. At least fishing was doing something. It had been a while since Jesus had been crucified. He had appeared to them twice since His resurrection. And it was wonderful to see Him and to know that He was alive.

Jesus hadn’t mentioned that Peter had denied Him three times. Peter was still so embarrassed. He was ashamed of what he had done. He had asked God to forgive him. But he may have thought that Jesus would no longer trust him. *How much do the other disciples know about it? he may have wondered. Do they know how sorry I am?*

Some of the other disciples decided to go fishing with Peter. So just as the sun was going down they stepped into Peter’s boat. The wind soon swept them across the water. They stayed out all night—but they caught nothing. *What a waste of a night’s work*, Peter probably thought.

Early in the morning, just as the sun was coming up, they returned to shore—without any fish.

As their boat drew closer to shore they noticed a man standing on the beach. The man called out, “Have you caught any fish?”



The disciples called back, “No, none at all.”

The man called out again. “Throw your net on the right side of the boat. You will find some.”

Perhaps they wanted to please the man. Or perhaps they just wanted to try once more. Whatever the reason, they did what the man said.

Immediately their nets were full of fish! They couldn’t even haul their nets into the boat!

Suddenly John recognized the man and called to Peter, “It is the Lord!”

Peter was so happy to see Jesus again! Jesus was waiting for them! The boat was very close to shore, so Peter decided not to wait. He jumped out of the boat and hurried through the water to Jesus. The others followed in the boat. When they reached shore, they found that Jesus had made a fire. He was cooking some fish for their breakfast. They soon enjoyed the fish and some bread.

After breakfast Jesus turned to Peter. “Do you truly love Me more than these?” He asked.

Peter immediately answered, “Yes, Lord, You know that I love You.”

Jesus looked into Peter’s eyes and said quietly, “Feed My lambs.”

Again Jesus asked, “Peter, do you truly love Me?”

And Peter replied, “Yes, Lord, You know that I love You.”

Jesus replied, “Take care of My sheep.”

A third time Jesus asked, “Peter, do you love Me?”

Peter didn’t know what to think. Perhaps he wondered if Jesus didn’t believe him. And why did Jesus ask three times? Was it because Peter had denied Jesus three times?

Peter was hurt because Jesus asked him three times. With a heavy heart Peter answered, “Lord, You know all things; You know that I love You.”

Jesus said again, "Take care of My sheep."

Finally Jesus said to Peter, "Follow Me."

Peter realized then that Jesus had forgiven him. Jesus still wanted Peter to follow Him.

Why did Jesus ask Peter these questions in front of the other disciples? So they would know that He had forgiven Peter.

Jesus also wanted to teach Peter a lesson in patience, sympathy, and forgiveness. Peter would need all of that in the future. He had a work to do for Jesus. He would lead and care for many new believers of Jesus during the rest of his life.

Jesus also wanted us to know something special. There is only one thing we must do to follow and serve Him—love Him with all our hearts. And when we really do, we will want to take care of others too.

Daily Activities

Sabbath

- With your family, read the lesson story. Talk about how you can take care of others.
- Teach your memory verse to your family. Divide them into two groups. One group says: "Again Jesus said, . . . 'Do you love me?' " The other group answers: " 'Take care of my sheep.' " John 21:16.

Sunday

- With your family read and discuss John 21:1–14. How did Jesus take care of His sheep?
- Jesus told Peter to "feed His sheep." Do you think Jesus was talking about food that we eat? If not, what did He mean? Discuss John 6:35 with your family; then list the ways that we can "feed the sheep."

Monday

- Read and discuss John 21:15–17 during family worship. How many times did Jesus ask Peter if he loved Him? Why that many times?
- Share the sheep puppet you made in Sabbath School with someone this week. Tell them about Jesus and Peter. Ask them to help you look for ways to help care for others.
- Pray for the person you share with.

Tuesday

- Read Psalm 23 with your family. What does our Good Shepherd (Jesus) do for us? What can we do to help other sheep and lambs?
- Get a book about an animal you would like to take care of. What does that animal eat? Do

you have to take care of its fur or skin in a special way? Where does it need to live? What else do you have to do for it?

- Thank Jesus for animals you enjoy.

Wednesday

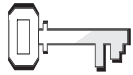
- During worship, have everyone sing "Be Like Jesus" (*Sing for Joy*, no. 115) or "Give Your Heart to Jesus" (*Sing for Joy*, no. 118) or "I Have Decided to Follow Jesus" (*Sing for Joy*, no. 119). Ask your family, "Do you mean it?"
- Act out the Bible story with your family.
- Say the memory verse together before prayer.

Thursday

- With your family, think of things that Jesus asked us to do. How many of them do you do regularly? sometimes? never?
- Read 1 Corinthians 13:1–3 together. Doing things for others without love is like . . . Draw a picture of what that means to you. Do you do things for others with or without real love for them? Tell Jesus about it. Ask Him to help you help others.

Friday

- With your family, read and discuss John 1:29, Revelation 5:12, 13, and Revelation 7:9–17. Who is the "lamb" referred to in these texts? What has the Lamb done for you and your family? Where is the Lamb now? What is He doing there?
- Sing some praise songs. Then thank God for sending the Lamb to die for us. Praise God that He lives again and takes care of us.



References

Genesis 6; *Patriarchs and Prophets*, pp. 90–96



Memory Verse

“Teach me to do your will, for you are my God”
(Psalm 143:10, NIV).

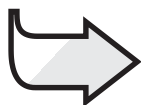


Objectives

The children will:
Know that people in God’s family want to know and do God’s will.

Feel willing to do what God asks us to do.

Respond by doing whatever God asks us to do.



The Message

People in God’s family want to do His will.

Noah Builds a Boat

Monthly Theme

We show love by working together in our community.

The Bible Lesson at a Glance

Noah is a good man who loves God dearly. He and his family live during a particularly wicked time in earth’s history, so wicked that God decides He should start over. God tells Noah He plans to destroy the earth with a flood. He gives Noah plans to build a huge boat that will carry him and his family to safety. Noah follows every detail of God’s plans. It takes a very long time and the help of many people to build the ark.

This is a lesson about community.

Imagine how long it took to build a boat with such gigantic dimensions. Noah worked for many years. His sons worked with him for all those years. Other people worked during that entire time. Think about communicating all the details that go into a huge construction project. Building the ark was an exercise in community cooperation. God still wants His people to work together to fulfill His will for humanity.

Teacher Enrichment

We don’t know for sure how much the ancient cubit measurement is, but possibly 20.6 inches, making the ark 515 feet (157 meters) long, 86 feet (26 meters) wide, and 52 feet (16 meters) high. These measurements would make the ark taller than a four-story building, as long as one and a half football fields, and wider than a four-lane highway. Some scientists think that the ark could have held more than 45,000 animals. The ark was as big as large ships today. (See *The Seventh-day Adventist Bible Commentary*, vol. 1, pp. 253, 254.)

“God gave Noah the exact dimensions of the ark and explicit directions in regard to its construction in every particular. Human wisdom could not have devised a structure of so great strength and durability. God was the designer, and Noah the master builder. It was constructed like the hull of a ship, that it might float upon the water, but in some respects it more nearly resembled a house. It was three stories high, with but one door, which was in the side. The light was admitted at the top, and the different apartments were so arranged that all were lighted. The material employed in the construction of the ark was the cypress, or gopher wood, which would be untouched by decay for hundreds of years” (*Patriarchs and Prophets*, pp. 92, 95).

Room Decorations

Use pictures of animals for a bulletin board display. Make a backdrop of Noah's ark using a large piece(s) of cardboard surrounded by artificial trees, bushes, flowers, rocks, and toy stuffed animals.

Program Overview

Lesson Section	Minutes	Activities	Materials Needed
Welcome	ongoing	Greet students at door; hear pleased/troubled	
1 Readiness Options	up to 10	A. <i>Help Wanted</i> B. <i>Starting a Company</i>	paper, pencils paper, markers, tape
Any Time Prayer and Praise*	up to 10	Fellowship Songbook Mission Offering Prayer	none <i>Sing for Joy</i> <i>Children's Mission</i> toy boat none
2 Bible Lesson	up to 20	Experiencing the Story Memory Verse Bible Study	chalkboard or whiteboard, chalk or marker, bell or drum chalkboard or whiteboard, chalk or marker, 12 copies of tool pattern (see p. 141), paper Bibles, stick or chalk
3 Applying the Lesson	up to 15	<i>God's Will</i>	<i>Sing for Joy</i> , chalkboard or whiteboard, chalk or markers
4 Sharing the Lesson	up to 15	<i>Tool Time</i>	Bibles, tool pattern (see p. 141), paper, scissors, pencils

***Prayer and Praise me be used at any time during the program.**

TEACHING THE LESSON

Welcome

Welcome students at the door. Ask how their week has been, what they are pleased/troubled about. Listen to last week's memory verse and encourage the children to share any experiences from last week's lesson study. Have them begin the readiness activity of your choice.



Readiness Activities

Select the activity most appropriate for your situation.

You Need:

- paper
- pencils

A. Help Wanted

Have students get into groups and write a help-wanted ad for someone to help Noah build the ark. Have them write lists of qualifications needed (building skills such as carpenter, team player, believer in God, etc.). When the groups are finished, let them share with the class.

Debriefing

Allow response time as you ask: **What do you think is the most important quality someone helping Noah should have? One very important quality would be to want to do what God wanted them to do, to follow God's plans. Our memory verse says: "Teach me to do your will, for you are my God" (Psalm 143:10). Noah's family became workers with God when God asked Noah to build the ark. Noah and his family wanted to do what God wanted them to do. They wanted to do God's will. Today's message is:**



PEOPLE IN GOD'S FAMILY WANT TO DO HIS WILL.

Say that with me.

You Need:

- paper
- markers
- tape

B. Starting a Company

Say: **We're going to make a sign for a family business. Noah and his sons formed a big business. What kind of business was it? What were they to make?** (a big boat or ark) **Why did they build a big boat?** (Because God told them to; so they would be safe from the waters of the flood that God told Noah would cover the earth.) **What do you think their business should be called?** Take suggestions. Pass out art supplies. Have the students work together to make a big sign that says NOAH AND SONS, BOAT BUILDERS, or whatever name they decide on. Hang the sign where all may see, and leave it up for the rest of the month.

Debriefing

Allow response time as you ask: **If your parents work for a company, raise your hand. What kinds of companies do they work for? If you were going to start a company, what would you need?** (something to do or a product to make, people to work for you, a purpose, supplies) **Who are some of the people you would need in a company?** (president, secretaries, employees/workers) **How do you know a business is a company?** (advertising, products, business cards) **What do all the people in the company have in common?** (They do what the company owner asks)

them to do.) **Our memory verse today is "Teach me to do your will, for you are my God" (Psalm 143:10). Noah's family became workers with God when they built the ark. They wanted to do what God wanted them to do. They wanted to do God's will, and we want to do God's will too. Today's message says:**



PEOPLE IN GOD'S FAMILY WANT TO DO HIS WILL.

Say that with me.

Prayer and Praise

Any
Time



Fellowship

Report the students' joys and sorrows (pleased and troubled) as reported to you at the door (as appropriate). Allow time for sharing experiences from last week's lesson study and review last week's memory verse. Acknowledge any birthdays, special events, or achievements. Give a special warm greeting to all visitors.



Suggested Songs

- "I Want to Be" (*Sing for Joy*, no. 124)
- "We Are His Hands" (*Sing for Joy*, no. 129)
- "Teach Me, Lord" (*Sing for Joy*, no. 110)
- "Trust in the Lord" (*Sing for Joy*, no. 111)
- "We Are Climbing Jesus' Ladder" (*Sing for Joy*, no. 120)
- "Sandy Land" (*Sing for Joy*, no. 121)



Mission

Use a story from *Children's Mission*.



Offering

Use a toy boat as an offering container. Talk about how we help build God's kingdom when we share our gifts through offerings as well as by working together to do God's will.

You Need:
• toy boat



Prayer

Ask God to help everyone want to do what God wants them to do.

Bible Lesson

You Need:

- chalkboard or whiteboard
- chalk or marker
- bell or drum

Experiencing the Story

Setting the scene:

Write the following on the board in large letters: NOAH BELIEVED AND NOAH BUILT THE ARK.

Say: **Today we're going to be a talking choir. We are going to tell the story of Noah together. When I ring the bell/beat the drum** (or sound another noisemaker), **you will say these words together** (point to board or poster): **NO-AH BE-LIEVED AND NO-AH BUILT THE ARK.** Have the children practice the sentence by clapping on the syllables.

Read or tell the story.

It was a quiet morning. Noah got up early, as he always did, to pray. As usual, a heavy dew lay over the ground. Do you know what dew is? *[Accept answers.]* It's the drops of water that are on everything outside in the morning.

Noah looked across the hills at the city. The city was a scary place. People killed each other. People robbed each other. This wasn't the kind of life God had planned for His people. *What had gone wrong?* Noah wondered. The same things were starting to happen in the place where Noah lived. No place was safe.

That morning, while Noah prayed, God spoke to him. God said, "Noah, things are so evil on the earth that I have decided to put an end to everything and start over. Almost no one is teaching children to love God and to be kind to each other. Few people are kind and honest to others. People are afraid in their own homes. I want to end this suffering.

"Noah, I want you to build a boat out of gopher wood." *[Ring bell. Children say: So NO-AH BE-LIEVED, AND NO-AH BUILT THE ARK.]*

Now, Noah probably knew what a boat was. People rode in boats on the lakes and seas that God had created. And Noah knew what gopher wood was. It was made from a tree that was very strong. *[Ring bell. Children say: So NO-AH BE-LIEVED, AND NO-AH BUILT THE ARK.]*

But when God began to tell Noah how big to make the ark, Noah didn't understand. Maybe he said, "But, Lord, that's gigantic!" God's boat was to be taller than a four-story building *[compare it to a local building]*, as long as one-and-a-half football/soccer fields, and wider than a four-lane highway!

[Ring bell. Children say: But NO-AH BE-LIEVED, AND NO-AH BUILT THE ARK.]

And there was more! It would have three decks: lower, middle, and upper. The decks would be connected by ramps. But the boat was going to have only one door and only one window to let in air and light. There were to be lots of stalls for all the animals that would go into the ark. And God's plan was to include storage rooms for all the food for both the people and animals. Some experts think the ark was big enough to hold more than 45,000 animals!

[Ring bell. Children say: But NO-AH BE-LIEVED, AND NO-AH BUILT THE ARK.]

Now, Noah couldn't just go to a lumber store and order wood. He had to think about all the work it would take to build the ark. Trees had to be cut down. Someone had to strip the bark off the trees and cut them into planks. It would take a lot of work. The list must have seemed endless.

[Ring bell. Children say: But NO-AH BE-LIEVED, AND NO-AH BUILT THE ARK.]

And then God said, "I am going to bring floodwaters to destroy everything and everyone who doesn't believe in Me. Even the creatures have become evil and dangerous."

Noah was shocked. Perhaps he thought, *Why build a boat if everything is going to die?*

[Ring bell. Children say: But NO-AH BE-LIEVED, AND NO-AH BUILT THE ARK.]

Then God explained that Noah, his wife, and their three sons, Shem, Ham, and Japheth, would be safe in the ark. If others wanted to be saved, they would be welcome in the ark too. In fact, Noah was to invite everyone to come inside so they could be saved from the flood God promised. There would be plenty of room for people and animals.

Noah must have wondered how he was going to round up all those cats and dogs and kangaroos and tigers and elephants and other animals. If I were Noah, I would be especially afraid of the wild animals and poisonous snakes, wouldn't you?

[Ring bell. Children say: But NO-AH BE-LIEVED, AND NO-AH BUILT THE ARK.]

I can imagine that Noah posted signs asking for help to build his big boat. Some people did come to help. They cut down trees and stripped off the bark. They helped to build a frame for the boat. Noah's sons helped too. What do you think they did? *[Allow time for suggestions.]*

Noah's wife had to begin weaving heavy cloth for sacks to store food in. Maybe she also made baskets for carrying the animals' food. It was a lot of work.

Some people who helped believed in God. But they died before the project was finished. Others helped, even though they

didn't believe. Still others must have just watched. But God was patient with them.

Noah and his family didn't know when the floods would come. But they kept working because God had told them what to do, and they wanted to do God's will.

[Ring bell. Children say: But NO-AH BE-LIEVED, AND NO-AH BUILT THE ARK.]

Maybe Noah didn't understand all of what God was asking him to do, but he did it anyway. Noah wanted to please God and do His will. We may not always understand what God wants us to do, but when we want to do His will, He will help us know what to do.

Debriefing

Allow response time as you ask: **If you had lived in Noah's time, what would you have thought when Noah told you that God was going to send a flood?**

Why do you think some of the people didn't believe Noah?

Would you have helped Noah build his boat? Why?

What made Noah keep on working even though it took so long and people in the town laughed at him?

Even though Noah may not have understood about rain, or didn't like to hear the people make fun of him, he kept on working, doing what God asked him to do. He wanted to please God and do His will.

Do you want to do God's will? Remember our message. Let's say it together:



**PEOPLE IN GOD'S FAMILY
WANT TO DO HIS WILL.**

You Need:

- chalkboard or whiteboard
- chalk or marker
- 12 copies of tool pattern (see p. 141)
- paper

Memory Verse

In advance, write the memory verse, on 12 copies of the tool pattern on page 141, one word on each. Don't forget the reference.

Write the memory verse where all may see. The memory verse is: **"Teach me to do your will, for you are my God" (Psalm 143:10).**

Put the "tools" in a toolbox or cardboard box and have the children take turns in small groups putting the tools/words in order, then reading the verse together. Repeat until all have had a turn and the children know the verse.

You Need:

- Bibles
- stick or chalk

Bible Study

Distribute Bibles (or have the children use their own) and have the children read Genesis 6:15, 16. (Adapt the following. Use measurements from your area of the world.)

Ask: **Do you know how many feet 450 feet is? How about 75? Four hundred fifty feet is about 12 school buses long. Forty-five feet is about six school buses wide. One foot is equal to 12 inches.**

Most of our feet aren't 12 inches long, but our steps are a little longer than that. We're going to go outside and walk around the grounds and

count our steps to show the size of the ark.

Go outside. Count 450 steps as you walk with the students. This will represent 450 feet. If possible, use a stick (if you walk in dirt) or chalk (if you are on concrete) to draw the line as you pace.

Then pace out and trace 75 feet for the width.

Go to another spot and draw an X at about 45 feet. Talk about how tall 45 feet is. Point out a tree or building that is about that tall.

Stand in the center of the ark you have drawn and spread your arms.

Debriefing

Allow response time as you say: **Tell me about a time you have been in a building as big as this.**

What are some of the things you could do in a space this big? Who are some of the people you would invite if you lived in a house this big?

Why do you think God wanted the ark to be so big? Why do you think Noah and his family built such a big boat? Today's message gives us the answer.



**PEOPLE IN GOD'S FAMILY
WANT TO DO HIS WILL.**

3

Applying the Lesson

God's Will

Say: **We're going to sing a song now. Really think about the words you're singing.** Sing "Teach Me, Lord" (*Sing for Joy*, no. 110).

Ask: **What do you think God's will is for your life?** (obey parents, tell others about God, be kind and loving, be unselfish and generous, be a missionary in a far-away country, etc.) Make a list of responses and take time to discuss each one.

Ask: **Which can you do now? Which will you do when you grow up?**

Debriefing

Allow response time as you ask:

Have you ever thought before about God's will for your life?

Is it easy or hard to do what God wants you to do? Why? Do you think God can help you want to do His will for your life? (yes)

Which do you think you would be happier doing: what God wants you to do, or what you want to do? Why?

Is it always easy to know what God wants you to do? How can you learn what He wants you to do? (pray, read the Bible, listen to parents and teachers, etc.) **Let's say our message together:**



**PEOPLE IN GOD'S FAMILY
WANT TO DO HIS WILL.**

You Need:

- *Sing for Joy* songbook
- chalkboard or whiteboard
- chalk or markers

4

Sharing the Lesson

Tool Time

In advance, copy a tool pattern (see page 141) for each student on paper and cut them out (or have the students cut them out).

Help the students find the memory verse in their Bibles. Have everyone read it together.

Hand out cutouts of the tools. Have the students copy the memory verse onto a tool. The memory verse is: **"Teach me to do your will, for you are my God"** (Psalm 143:10).

Debriefing

Allow response time as you say:

Think of someone you want to share your tool with. Take your tool home. While you share it with someone, tell them about Noah and his family doing God's will.

This week, remember to look for ways God is leading you to do His will for others. Remember ...



**PEOPLE IN GOD'S FAMILY
WANT TO DO HIS WILL.**

You Need:

- Bibles
- tool pattern (see p. 141)
- paper
- scissors
- pencils

Closing

Ask God to help the children to be willing to do His will at all times.

Noah Builds a Boat

References

Genesis 6;
Patriarchs and
Prophets, pp. 90–96

Memory Verse

“Teach me to do
your will, for you
are my God” (Psalm
143:10, NIV).

The Message

People in God’s
family want
to do His will.

When your parents ask you to do something, do you do it without asking why? Do you do it because you love them? Noah was asked by God to build a huge boat. He could have said no. What do you think he did?

Noah believed in God at a time when godly men were hard to find. The earth was still young. Only 10 generations had passed since the creation of the world. But people had become so wicked that God decided He should start over. Just one family of righteous people was left on earth. Through that family God would save the human race and all the creatures He had created. That family included Noah, his wife, their three sons and their wives.

God told Noah His plan to destroy the earth with a flood. He also told Noah to build a boat. The boat was to carry Noah, his family, and each kind of animal safely through the flood. The boat Noah was to build was no ordinary boat. It was huge! It was as long as one-and-a-half football (soccer) fields! It was taller than a four-story building! God gave Noah instructions to be followed very carefully, and Noah set to work.

Noah’s great-grandfather Enoch had been a righteous man. God took him to heaven so he wouldn’t die.

Enoch had passed on the family

heritage of godliness. Methusaleh, in turn, passed it on to his sons and to his grandson Noah.


And then Noah had three sons of his own—Shem, Ham, and Japheth. So one righteous family, a small group of godly people, was still left on the earth. And they helped Noah build the big boat. That big boat would save the human race and all the different creatures God had created. What an awesome responsibility!

Noah and his sons, his uncles, and his grandfather were all human. In the years of working together they probably had some disagreements. But they had an important goal. They had a huge project to finish. They had to work together to follow God’s plan. They had

to put aside their differences in order to do God’s will. Before the boat was finished, God took Enoch to live in heaven. And Noah’s other relatives died.

Only Noah and his family were left. You may never

be asked to build a huge boat. You will never be asked to help save the world from another flood. But God still wants His people to do what He asks. He still wants His people to work together to fulfill His wishes. He may ask you to do another job that requires just as much teamwork. You may need just as much cooperation as was needed for building the ark. Doing God’s will is still a part of God’s plan for us. Getting along



with others is still a part of God's plan too. Listening and working for God was important for Noah and his family. And it's important for us today.

Daily Activities

Sabbath

- If possible, find a quiet outdoor setting and share the Bible story with your family.
- Talk about the memory verse and teach it to your family. Ask: How do we know God's will for our family?
- Ask God to help you know His will.

Sunday

- Read and discuss Genesis 6:1–8 for family worship. Describe people who lived before the Flood. What did God think when He saw how wicked the people had become? What did God think of Noah?
- Share the tool cutout you made in Sabbath School with someone this week. Tell them about Noah's boat. (If you didn't make a tool, draw a picture of one and write your memory verse on it.)
- Pray for that person today.

Monday

- Read and discuss Genesis 6:9–22 during worship. What kind of person was Noah? What were Noah's sons' names? What kind of wood was the ark made of? Where was the door?
- Ask an adult about a time they felt God was asking them to do something they didn't quite understand. Or about a time they felt strongly led to do what God wanted them to do.
- Thank God for His leading in your family.

Tuesday

- Name some of the tasks that Noah and his helpers had to do when building the ark. Find out how lumber is made today. How did Noah and his sons do it?

- Look for ways God is leading you to do what He wants you to do this week. Make a list (such as washing dishes for your mom; cleaning your room without being asked; helping a new student at school). Which will you do today?
- Ask God to help you know what He wants you to do.

Wednesday

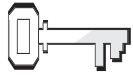
- The ark had three stories—first floor, second floor, third floor (Genesis 6:16). How do you think Noah's family got from the ground floor to the third floor? Draw a picture of the inside of the ark.
- Act out or describe the different responses people had when Noah asked them for help.
- Thank God for people who help you.

Thursday

- During worship with your family, sing "I Want to Be" (*Sing for Joy*, no. 124) or "Teach Me, Lord" (*Sing for Joy*, no. 110).
- Ask your family to help you build an ark. Use newspaper, wooden sticks, modeling clay, a box—things you find at home.
- Imagine that you are in the ark with Noah. Write or draw about your day in the ark.
- Thank God for your family.

Friday

- With someone in your family, act out building the ark charade-style. Have the others guess what you are doing.
- Ask: What do you think God's will is for our family?
- Show your model of the ark and share about a day on the ark with Noah.
- Ask God to help you be willing to do what He wants you to do every day.



References

Genesis 7; *Patriarchs and Prophets*, pp. 97–104



Memory Verse

“Work together as a team for the faith” (Philippians 1:27, ICB).

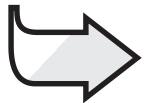


Objectives

The children will:
Know that we show love in God’s family by working together.

Feel happy to fulfill the responsibilities given to us.

Respond by finding ways to work together at home, school, and church.



The Message

People in God’s family work together.

The Floating Zoo

Monthly Theme

We show love by working together in our community.

The Bible Lesson at a Glance

God gives Noah specific instructions about taking animals into the ark. Noah is to take with him seven pairs of each clean animal and one pair of each unclean animal, including all the wild and tame animals, all the birds, and everything that “crawls on the ground.” At the appointed time the animals all come and enter the ark. Noah and his family members spend their time aboard the ark working together to take care of the animals.

This is a lesson about community.

Transporting such a huge animal population entailed hundreds of hours of effort during the time the family was in the ark. The animals had to be fed and watered and kept clean. So today, many things need to be done to care for our homes, schools, and churches. We show love to our community when we work together to do what needs to be done.

Teacher Enrichment

“Beasts of every description, the fiercest as well as the most gentle, were seen coming from mountain and forest and quietly making their way toward the ark. A noise as of a rushing wind was heard, and lo, birds were flocking from all directions, their numbers darkening the heavens, and in perfect order they passed to the ark. Animals obeyed the command of God, while men were disobedient. Guided by holy angels, they ‘went in two and two unto Noah into the ark,’ and the clean beasts by sevens” (*Patriarchs and Prophets*, pp. 97, 98).

“God commanded Noah, ‘Come thou and all thy house into the ark; for thee have I seen righteous before Me in this generation.’ Noah’s warnings had been rejected by the world, but his influence and example resulted in blessings to his family. As a reward for his faithfulness and integrity, God saved all the members of his family with him. What encouragement to parental fidelity!” (*Patriarchs and Prophets*, p. 98).

“The massive ark trembled in every fiber as it was beaten by the merciless winds and flung from billow to billow. The cries of the beasts within expressed their fear and pain. But amid the warring elements it continued to ride safely. Angels that excel in strength were commissioned to preserve it” (*Patriarchs and Prophets*, p. 100).

Room Decorations

See Lesson 6.

Program Overview

Lesson Section	Minutes	Activities	Materials Needed
Welcome	ongoing	Greet students at door; hear pleased/ troubled	
1 Readiness Options	up to 10	A. <i>Hot and Cold</i> B. <i>Animal Pairs</i> C. <i>Beanbag Animal Toss</i>	object to hide 3" x 5" cards, pens, tape beanbag or wadded paper ball
Any Time Prayer and Praise*	up to 10	Fellowship Songbook Mission Offering Prayer	none <i>Sing for Joy</i> <i>Children's Mission</i> toy boat none
2 Bible Lesson	up to 20	Experiencing the Story Memory Verse Bible Study	chairs, chalkboard or whiteboard, chalk or marker, Bible-times costumes, flashlight, sound effects from a recording or music file, an audio player chalkboard or whiteboard, chalk or marker, eraser Bibles, animal pictures
3 Applying the Lesson	up to 15	A. <i>Puzzle Mania</i> B. <i>Scenarios</i>	postcards or small pictures or photographs, scissors, envelopes none
4 Sharing the Lesson	up to 15	<i>Ark Work</i>	Bibles, ark pattern (see p. 142), paper, scissors, pencils

*Prayer and Praise me be used at any time during the program.

TEACHING THE LESSON

Welcome

Welcome students at the door. Ask how their week has been, what they are pleased/troubled about. Listen to last week's memory verse and encourage the children to share any experiences from last week's lesson study. Have them begin the readiness activity of your choice.



Readiness Activities

Select the activity most appropriate for your situation.

You Need:

- object to hide

A. Hot and Cold

Ask for a volunteer to step outside for a minute. While the child is out of the room, hide an object and let the other children see you do so. Bring the volunteer back into the room. Let him or her look for that object. The other children should shout HOT if the child comes close to the object or COLD if the child moves away from it. Do this until the child finds the object. Repeat the process for a few more rounds.

Debriefing

Allow response time as you ask the child who was outside the room: **What were you thinking when the other children were shouting directions at you?** (helped, pressured, frustrated) **Was it helpful? Why?**

Allow response time as you ask the other children: **What were you thinking when you knew that without your help your classmate would not be able to find the object?** (helpful, important, like a team player) **You were working as a team, helping each other. That's what our memory verse says to do: "Work together as a team for the faith" (Philippians 1:27, ICB). We'll learn how Noah and his family worked together. Our message today is:**



PEOPLE IN GOD'S FAMILY WORK TOGETHER.

Say that with me.

You Need:

- 3" x 5" cards
- pens
- tape

B. Animal Pairs

In advance, write one animal's name on each of two cards. Use different animal names as you make several sets of two cards. Mix the cards and attach a card to each student's back (the student may know which animal card they have) and have them find their match. Once they find their match, they are to sit down next to each other.

Debriefing

Allow response time as you ask: **What animal are you? How did you find your match? Did it take a long time? Why? Did you work together? Today's memory verse says "Work together as a team for the faith" (Philippians 1:27, ICB). Let's say it together. Remember our message:**



PEOPLE IN GOD'S FAMILY WORK TOGETHER.

Say that with me.

C. Beanbag Animal Toss

Ask the children to sit in a circle and tell them to toss a beanbag or wadded paper ball to another child and name a different animal with each toss. Keep the tossing going as quickly as possible.

You Need:

- beanbag or wadded paper ball

Debriefing

Allow response time as you ask: **How many different animals were named? Was it easy or hard to think of a different animal that someone hadn't already named? Why? What does that tell us about how many animals there are in the world? Our Bible story today is about Noah and his family and the animals in the ark. Imagine that you were there with them. What do you think it was like in the ark? Did Noah's family have to work together? That's what our memory verse is about: "Work together as a team for the faith" (Philippians 1:27, ICB).**

Our message today is:



PEOPLE IN GOD'S FAMILY WORK TOGETHER.

Say that with me.

Prayer and Praise

Any
Time



Fellowship

Report the students' joys and sorrows (pleased and troubled) as reported to you at the door (as appropriate). Allow time for sharing experiences from last week's lesson study and review last week's memory verse. Acknowledge any birthdays, special events, or achievements. Give a special warm greeting to all visitors.



Suggested Songs

- "Jesus Bids Us Shine" (*Sing for Joy*, no. 133)
- "God Made Our Hands" (*Sing for Joy*, no. 57)
- "I Have Decided to Follow Jesus" (*Sing for Joy*, no. 119)
- "A Happy Home" (*Sing for Joy*, no. 136)
- "Love at Home" (*Sing for Joy*, no. 137)



Mission

Use *Children's Mission*. Emphasize people working together for God.



Offering

Have the students bring their offerings two by two, like the animals coming into the ark.

You Need:

- toy boat



Prayer

Have the students kneel in groups of two to pray together.

Bible Lesson

You Need:

- chairs
- chalkboard or whiteboard
- chalk or marker
- Bible-times costumes
- flashlight
- sound effects from a recording or music file (optional)
- audio player (optional)

Experiencing the Story

Characters: Noah; Noah's wife; Shem, Ham, and Japheth, and their wives; crowd of people; animals and birds

Setting the scene:

Set up two chairs in a large empty part of the room so that the backs are facing each other, leaving a passageway for the students to enter into the "ark" (the large empty space). Stand near the chairs or at the front of the room so you can direct the activity. Have the Noah character stand near the door of the "ark." Designate some children to be specific animals and birds so they can enter the ark on cue.

Read or tell the story.

Does anybody know someone who is 600 years old? I don't either. But that's how old Noah was when the ark was finally finished.

During the years Noah and his helpers were building the ark, people were so busy doing whatever they wanted that they ignored Noah. Some weren't bad things. They got married, had children, and built houses. But they also sacrificed people on altars and worshipped false gods. They disobeyed God in many ways.

Finally, God had seen enough. And He said something to Noah. What do you suppose it was? *(Allow time for responses.)* God said He was going to send floodwaters. Water would cover the whole earth and destroy every living thing!

Water had never covered the whole earth. This was all new to Noah. But Noah

knew God would take care of all those who chose to believe in Him. Even floodwaters could not hurt those who chose to follow God.

Finally, the ark was finished. And then God said, "Noah, go into the ark. Take seven of each kind of clean animal and two of each unclean animal."

Some people may have laughed at Noah and made fun of him. Some of them stood outside the ark and listened to Noah say once more, "Come into the ark. You will be safe inside."

Suddenly there was the sound of a rushing wind, and thousands of birds came flying into the ark from the forest! Two of every kind of unclean bird, and seven pairs of each clean bird came. In an orderly fashion, the birds flew in past the door and disappeared.

Show us how the birds flew into the ark. *[The "birds" fly between the two chairs that form the "door" to the ark.]*

I imagine the laughing stopped when they saw wild animals coming from everywhere: lions and elephants and giraffes and bears, snakes and butterflies, kittens and armadillos, wombats and kangaroos, every kind of animal that God had made went into the ark.

Make your animal sounds and do your animal walk as you come into the ark. *[Allow "animals" to enter between the chairs.]*

One last time Noah invited the people to come in, but they didn't come. Some of the workers probably almost decided to go into the ark, but their friends probably talked them out of it. *[Have the Noah character plead with those people while the people refuse and laugh at him some more.]* So Noah and his wife and his three sons and their wives went into the ark. *[Let those people enter.]*

The big door creaked, then closed with a loud thump. No hand had touched the door! Noah hadn't closed it! His sons hadn't closed it! Who do you think closed the door? That's right. God did.

For eight days Noah and his family waited inside that hot and stuffy ark. The people outside probably laughed and made fun of them. But finally, water began to fall from the sky. *[Turn on sound effects recording or music file.]* The floodwaters washed over the earth. Lots of water. There was lightning. *[Turn lights off and on.]* And there was thunder. *[Use sound effects recording or drop books on the floor.]* Fountains of water shot up out of the ground. Stones and trees probably flew everywhere. Some people probably held on to the outside of the ark and tried to get in. *[Let the crowd of people try to get past the chairs, but close the entry by putting the chairs together.]* But it was no use. In that horrible storm, which lasted 40 days—almost six weeks—everyone and every living thing outside the ark died.

As the great ark was lifted up by the waters, the ark rocked from side to side. It must have been a great relief when the storm calmed down and the ark floated quietly on the water. *[Pause to let the children hear the silence.]*

While Noah and his family were inside the ark for months, they had a lot of work to do. Imagine what a mess all those animals made! Pens and stalls needed to be cleaned. The animals needed food and clean water. The ark was a giant floating zoo with only eight workers. The family members worked together efficiently. They did it cheerfully, thankful to be alive and cared for by God.

Debriefing

Allow response time as you ask:
How many unclean animals entered

the ark? How many clean animals? How did the animals get into the ark?

If you had been one of the people who didn't go into the ark, what would you have thought when the animals came to the ark? If you had been one of Noah's family, what would you have thought?

What do you think Noah and his family did to help each other and the animals during the storm? Let's say today's message together:



**PEOPLE IN GOD'S FAMILY
WORK TOGETHER.**

Memory Verse

Write the memory verse on the board and say it together as a group. Then choose one person to erase one word and then repeat the memory verse together again as a group. Continue erasing one word at a time and saying the complete memory verse until the last word is erased. The memory verse is: **"Work together as a team for the faith" (Philippians 1:27, ICB).**

Bible Study

Read to the students from Leviticus 11:1–23 and explain the differences between clean and unclean animals. If possible, show pictures of some of them.

Debriefing

Ask: **Why did God want Noah to bring more clean than unclean animals into the ark?** (So Noah would have animals to sacrifice in thanksgiving later. So they could be used for food after they got out of the ark.)

Why would God want to save unclean animals? (Most unclean animals are scavengers and serve as living

You Need:

- chalkboard or whiteboard
- chalk or marker
- eraser

You Need:

- Bible
- animal pictures

garbage dumps for the earth.) **So even the animals have work to do and may work together. And so do people. And that reminds me of today's message:**



**PEOPLE IN GOD'S FAMILY
WORK TOGETHER.**

3

Applying the Lesson

You Need:

- postcards or small pictures or photographs
- scissors
- envelopes

A. Puzzle Mania

In advance, find enough postcards, small pictures, or photographs so each group of five students will have one. For each group, cut a postcard or picture into five pieces and place the pieces in an envelope. Then take one piece from each envelope and place it in another envelope so each group has a piece that does not fit. (Small class, prepare an envelope for each child.)

At classtime, divide the class into groups of five. Have the groups stand in a circle around the room. Give each group an envelope and ask them to put their puzzle together.

When each group recognizes that one piece does not belong in their puzzle, ask one child from each group to go to the group to the right and look for the missing puzzle piece. If that group does not have it, the child must come back and another person must go on to the next group. Repeat until the missing puzzle piece is found.

Debriefing

Allow response time as you ask the children who tried to find the missing piece: **How did it feel to help your group? What did you think when you couldn't find the missing piece?** (sad, as if I had failed, as if it was someone else's turn)

Ask the group: **What was it like to trust your group member to find a piece of the card?** (hard, I thought I could do it better; easy, because someone else might have a better idea)

Why was it important to give someone else a chance? (Because the job gets done more quickly with help.)

That's what our memory verse is about. Say it with me. "Work together as a team for the faith" (Philippians 1:27, ICB). Remember, our message today is:



**PEOPLE IN GOD'S FAMILY
WORK TOGETHER.**

B. Scenarios

Say: **Think of ways you can work together in the following situations.**

1. You have been invited to your friend's house. Her room is a mess. Her mother says you can't play until your friend cleans her room. What do you do? Why?

2. You and your brother have begged for a pet. Your parents keep saying no, but you keep begging. Finally they let you get a cat. As a family you have to decide who is going to clean the litter box every day. What do you decide?

3. Someone told you that the father of someone in your class has died. Your classmate hasn't been to school in two days. What will you and your other classmates do?

Debriefing

Allow response time as you ask:

When we work together, whose love are we demonstrating? (We are showing our love for God.)

Is it easier or harder to do things together with others? (Most things are probably easier; some may take longer with a group—it may be hard to agree on some things.)

What are some things your family can do together for God? (Deliver meals to homeless, clean up someone's yard, visit a shut-in or sick person, make or cook something for someone in need, etc.)

Is getting along and cooperating important when you are working with others? What other things are important?

This week, look for ways to work with your family or other group to do something for God. And remember, God still wants His people to work together to fulfill His wishes. Working together and getting along with others is still a part of God's plan for us today. Remember our message:



**PEOPLE IN GOD'S FAMILY
WORK TOGETHER.**

4

Sharing the Lesson

Ark Work

In advance, copy an ark pattern (see page 142) for each student.

Distribute the materials and have the students cut out the ark.

Ask them to think of something they can do this week to work together with others in God's family and write it on their "ark."

You may need to give suggestions of things that can be done at home, at school, at church, and in their neighborhood. (sweeping floors at home, picking up trash in their neighborhood, cleaning boards at school, passing out bulletins at church, singing at a nursing home with a group, etc.)

Have adults ready to assist as needed.

Debriefing

Allow response time as you ask: **Who would like to share what they wrote?**

Why is it important to work together?

Take your ark home and put it somewhere to remind you to work with others this week to do something good at home, at school, or in your neighborhood.

Let's say our message together again:



**PEOPLE IN GOD'S FAMILY
WORK TOGETHER.**

Closing

Offer a short prayer, asking God to help the children see ways they can work together for Him.

You Need:

- Bibles
- ark cutout pattern (see p. 142)
- paper
- scissors
- pencils

The Floating Zoo

References

Genesis 7;
Patriarchs and
Prophets,
pp. 97–104

Memory Verse

“Work together
as a team for the
faith” (Philippians
1:27, ICB).

The Message

People in God’s
family work
together.

Do you like to visit the zoo? Have you ever watched zoo animals being fed or their cages being cleaned? Noah and his family had a lot of work to do on their floating zoo!

The ark was finally finished. Although it was done, there was still a lot of work to do. Along with Noah’s family, there were to be some other occupants on the ark. “Take with you seven pairs, each male with its female, of every kind of clean animal. And take one pair, each male with its female, of every kind of unclean animal” (Genesis 7:2, ICB).

A male and female of all living creatures and seven of clean animals would enter the ark. Every kind of bird and animal, every bug and snake and spider were to be kept alive. All would enter the ark.

Noah was also to stock the ark with food for himself and his family. Other food would be needed for all the animals. The people and animals would be on the ark for a time. So Noah and his family packed the pantries. They heaped the haylofts and filled the granaries. They stuffed the cabinets and stocked the storerooms.

Soon the ark was ready for its cargo of animals. And it happened just as God said it would. The animals came to Noah

out of the forest. Walking, lumbering, hopping, slithering, crawling two by two, they came. What an unusual parade that must have been! An unseen hand led the animals to the ark. There, Noah and his family led them to their places. Soon they were prepared for the long days ahead.


And now Noah had a new job. As the animals entered the ark, he became the chief zookeeper. For long months Noah and his family were responsible for all those animals. What a job! Caring for one or two pets sometimes seems like a lot of work. Just imagine how much work it must have been to care for the hundreds of animals! A building longer than a soccer or football field, and three stories

high, stuffed full of animals! They all needed food. They all needed water. And they all needed to be kept clean.

This was no luxury cruise for Noah and his family! They worked long, hard hours caring for the animals. And they worked together to care for their floating home and the creatures God had put in their care.

God still needs us to work together as a family of believers. Our

homes, schools, and churches still need care. Some members of the family need special attention. There is still work that needs to be done. And God calls on those who love Him to do it. Cleaning windows, sweeping floors, and washing dishes may not seem like exciting work. Noah’s



family probably didn't think that shoveling manure and pitching hay were very exciting either. But those jobs, too, were God's work. And they did them together. Working together is often easier than working alone.

We show our love to God when we cheerfully finish the work we've been given. Let's work together to do His work.

Daily Activities

Sabbath

- Read the lesson story with your family and your pet (if you have one). Teach the memory verse to your family. Thank God for the animals you enjoy.
- Put the ark you made in Sabbath School where it will remind you to look for ways to work with others.

Sunday

- For worship today, read and discuss Genesis 7:1–5 with your family. Why do you suppose that only Noah's family ended up going into the ark?
- List all the animals you can think of. How many of those animals would have been on the ark? (Multiply the clean animals by 7 and the unclean by 2.)
- Visit a zoo, get a book from the library, or with your parents' permission use the Internet to find out about zoos and the work of zookeepers.

Monday

- With your family, read and discuss Genesis 7:6–16. How old was Noah when he entered the ark? How many days did Noah and his family wait in the ark before it started to rain? How many days did it rain? Count that number of days on a calendar.
- Work together with someone in your family today. Cheerfully help them with something.
- Pray for the person you helped.

Tuesday

- Read and discuss Genesis 7:17–24 during worship. What do you think it was like to be inside the ark during the Flood? How do you think Noah and his family helped one another? Do you think they were ever afraid? When you see lightning and hear thunder, how do you feel? Ask God to help you when you are afraid.

- Sit in a circle with your family. Toss something small to each other. Have each one name a different animal with each toss.
- Noah and his family were kind to the animals. Do something extra special for your pet today. Or do something nice for a friend's pet.

Wednesday

- During worship, ask your family this question: If an average elephant eats 200 pounds of hay a day,* how much would it need for nine months?
- What kind of food do you think Noah took into the ark for his family? What did he take for the animals? Where and how do you think they ate? Make up a daily menu for everyone in the ark.
- Name an animal for each letter of the alphabet. As you do so, make actions or sounds for each. (You may have to skip X.) Have your family guess what they are.
- Thank God for the food you have to eat.

Thursday

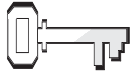
- During worship, tell how you think each day began for the people in the ark. What did they do all day? How did each day end? Make a schedule for a day in the ark. Tell what each member of the family would do to help.
- Draw a picture of the ark floating on the floodwaters.
- Thank God for His protection.

Friday

- With your family sing, "A Happy Home" (*Sing for Joy*, no. 136) or "Love at Home" (*Sing for Joy*, no. 137).
- Ask your family to imagine what could have been done to help make the animals comfortable on the ark.
- Thank God for opportunities to work together with His people. Tomorrow, how will you work with others? at church? at home?

* Elephant fact taken from elephantcenter.com.

Waiting Patiently?



References

Genesis 8:1–14;
Patriarchs and Prophets,
pp. 98, 105



Memory Verse

“Let us not become
weary in doing good,
for at the proper time
we will reap a harvest
if we do not give up”
(Galatians 6:9, NIV).

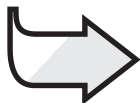


Objectives

The children will:
Know that people
in God’s family work
together as they wait
for Jesus to come.

Feel the joy of seeing a
task through to completion.

Respond by cheerfully
finishing the work they
are asked to do.



The Message

People in God’s
family wait patiently
together for Him.

Monthly Theme

We show love by working together in our community.

The Bible Lesson at a Glance

After 150 days of water on the earth concluding (including the 40 days of rain), the ark comes to a resting place on top of a mountain. Forty days later Noah opens the window in the top of the boat and sends out a raven. Later he sends out a dove that returns because it can’t find a resting place. A week later the dove is released again, and this time returns with a new leaf from an olive tree. One more week passes, and another dove is sent out. This time the dove doesn’t return. Noah and his family wait a long time for the Flood and its effects to end. While they wait they continue to do the work that has to be done.

This is a lesson about community.

One of the hardest things to do is wait for a promise to be fulfilled. This is as true for groups of people as it is for individuals. Even though we sometimes have to wait to see the results, we can still work together to help ourselves and others.

Teacher Enrichment

“For seven days after Noah and his family entered the ark, there appeared no sign of the coming storm. During this period their faith was tested. It was a time of triumph to the world without. The apparent delay confirmed them in the belief that Noah’s message was a delusion, and that the Flood would never come” (*Patriarchs and Prophets*, pp. 98, 99).

“For five long months their boat was tossed about, apparently at the mercy of wind and wave. It was a trying ordeal; but Noah’s faith did not waver, for he had the assurance that the divine hand was upon the helm” (*Patriarchs and Prophets*, p. 105).

Room Decorations

See Lesson 6.

Program Overview

Lesson Section	Minutes	Activities	Materials Needed
Welcome	ongoing	Greet students at door; hear pleased/troubled	
1 Readiness Options	up to 10	A. <i>Wait for It . . .</i> B. <i>Waiting Faces</i>	none paper; colored pencils, markers, or crayons
Any Time Prayer and Praise*	up to 10	Fellowship Songbook Mission Offering Prayer	none <i>Sing for Joy</i> <i>Children's Mission</i> toy boat or other device none
2 Bible Lesson	up to 20	Experiencing the Story Memory Verse Bible Study	masking tape or chalk, toy stuffed animals chalkboard or whiteboard, chalk or marker Bibles
3 Applying the Lesson	up to 15	<i>Waiting Patiently</i>	slips of paper, pen, basket, Bibles, <i>Sing for Joy</i>
4 Sharing the Lesson	up to 15	<i>Birds</i>	raven and dove patterns (see p. 143), paper, scissors, art supplies, craft sticks or tongue depressors, glue, Bibles

*Prayer and Praise me be used at any time during the program.

TEACHING THE LESSON

Welcome

Welcome students at the door. Ask how their week has been, what they are pleased/troubled about. Listen to last week's memory verse and encourage the children to share any experiences from last week's lesson study. Have them begin the readiness activity of your choice.



Readiness Activities

Select the activity most appropriate for your situation.

A. Wait for It . . .

Have the children line up across the back of the room. Give such commands as: "Take two baby steps forward." Give the commands very s-l-o-w-l-y. Make it agonizingly slow so they will have to have some patience.

Debriefing

Allow response time as you ask: **Did you enjoy playing this game? What were you thinking about when I was giving directions? Was I a little slow or just right? Were you anxious about anything? Perhaps you became impatient with me. Why do we become impatient when waiting? Our Bible story today is about Noah and his family waiting patiently in the ark for a long time. The memory verse is "Let us not become weary in doing good, for at the proper time we will reap a harvest if we do not give up" (Galatians 6:9). Sometimes we may get weary or tired of doing something, or of waiting. But God promises us blessings if we don't give up. Our message today is:**



PEOPLE IN GOD'S FAMILY WAIT PATIENTLY TOGETHER FOR HIM.

Say that with me.

You Need:

- paper
- colored pencils or markers or crayons

B. Waiting Faces

Ask the children to draw a picture of their face while waiting in line a long time for something. They should be prepared to tell about that experience.

Debriefing

Allow response time as you ask: **Who would like to share their picture with the class? (Allow time for sharing and telling about experiences.) Do you like waiting for things? Why? Why do we become impatient when waiting? Our Bible story today is about Noah and his family waiting in the ark for many months. Sometimes we may get weary or tired of doing good, or waiting for the right time. Our memory verse says: "Let us not become weary in doing good, for at the proper time we will reap a harvest if we do not give up" (Galatians 6:9). Let's remember our message for today:**



PEOPLE IN GOD'S FAMILY WAIT PATIENTLY TOGETHER FOR HIM.

Say that with me.

Prayer and Praise

Any
Time



Fellowship

Report the students' joys and sorrows (pleased and troubled) as reported to you at the door (as appropriate). Allow time for sharing experiences from last week's lesson study and review last week's memory verse. Acknowledge any birthdays, special events, or achievements. Give a special warm greeting to all visitors.



Suggested Songs

- "I Want to Be Ready" (*Sing for Joy*, no. 127)
- "Soon and Very Soon" (*Sing for Joy*, no. 89)
- "Do, Lord" (*Sing for Joy*, no. 91)
- "In His Time" (*Sing for Joy*, no. 42)
- "Jesus Is Coming Again" (*Sing for Joy*, no. 92)
- "When He Cometh" (*Sing for Joy*, no. 93)



Mission

Use a story from *Children's Mission*.



Offering

Have the children bring their offerings two by two, like the animals who went into the ark.



Prayer

Pray that the children will learn, like Noah, to wait on the Lord.

You Need:

- toy boat or other container

Bible Lesson

You Need:

- masking tape or chalk
- toy stuffed animals

Experiencing the Story

Setting the scene:

Use chalk or tape to make an outline of the ark on the floor. (Make it big enough so all the children can sit within its boundaries.) Ask: **What do you think Noah and his family took with them into the ark?** (food, clothing, animal food, bedding, linens, etc.) **Pretend we have all those things in here. Now the animals have to come in.** Give each child a toy animal to put in the center of the space. **Now it's time for the people to get in.** Have all the children sit in the ark space in a circle facing each other with their arms linked. They will probably be crowded. **Now we're ready for the storm to begin.**

At the appropriate time have the children close their eyes and rock to the right and to the left to simulate the motion of the ark on the waves. Remind them that Noah's family had to live with a similar motion for six weeks during the Flood.

At the appropriate time, talk about the raven and dove and have the students make a flying bird by linking their thumbs together and "wave" as birds. Mention that ravens use other birds' nests; they don't build their own. That's probably another reason the raven came back when it couldn't find a place to land.

Read or tell the story.

The waiting started the day Noah, his family, and all the animals went into the ark and God sent an angel to close the door. They waited in the ark for seven days before anything happened, but when it finally did, it happened big!

The Bible says "the springs of the great deep burst forth, and the floodgates of the heavens were opened" (Genesis 7:11). Water poured down from heaven and shot up from the earth. The big storm lasted for 40 days and nights, and then, finally, it grew quiet outside the ark.

Noah and his family must have wondered what would happen next. For the next 110 days the ark rocked quietly on the water, and then the floodwaters started to go down. They must have been excited the day the ark bumped against something hard and came to rest. But they sat there for three more months before the tops of the mountains became visible.

By now they'd been in the ark about eight months. Perhaps they were getting on each other's nerves. They must have been tired of feeding animals and shoveling manure day after day. But still they did their work, and they waited.

After 40 more days Noah opened the window in the ark and let a raven fly out. Later he sent out a dove, but it came back to the ark. It couldn't find a place to land. A week later Noah sent the dove out again. This time it returned with a fresh olive leaf in its mouth. After one more week Noah sent the dove out once more, and this time it didn't come back. *Surely, he must have thought, we must be getting out of the ark soon!*

But there was still more waiting. Nearly 11 months after God closed the door to the ark, Noah removed the covering from the ark and looked out. The sun streamed in! The ground was dry! Surely God would open the door and let them out soon! But it was still more than six weeks before that happened. They had been in the ark for a year and 10 days. Their waiting was finally over.

God promised Noah and his family

that He would bring them safely through the Flood. They waited a long time to see that promise fulfilled. We too are waiting for a promise to be completed. Philippians 3:20 says, "Our citizenship is in heaven. And we eagerly await a Savior from there, the Lord Jesus Christ." It seems we've been waiting a long time, doesn't it?

God has given us other believers to help us with the waiting. He has also given us work to do while we wait. We are to share His good news. We can encourage each other and work together while we wait for that promise to be fulfilled. Jesus said He would come, and He will!

Debriefing

Allow response time as you ask: **Do you think Noah and his family got upset with each other while on the ark? What do you think they did if they were annoyed with each other?**

What do you do when you are upset with someone in your family? What does Jesus want you to do?

How do you think Noah and his family passed the time while waiting? What do you do when you have to wait a long time?

Have we waited a long time for Jesus to come? Remember our message? Let's say it together:



**PEOPLE IN GOD'S FAMILY
WAIT PATIENTLY TOGETHER
FOR HIM.**

Memory Verse

Write the memory verse on the board. Say: **Today we're talking about waiting and having patience. Our memory verse is about not giving up. Let's learn the verse by saying it as fast as we can. Go**

You Need:

- chalkboard or whiteboard
- chalk or marker

over the verse a few times and speed up each time. Say it fast, but understandable.

The memory verse is: **"Let us not become weary in doing good, for at the proper time we will reap a harvest if we do not give up" (Galatians 6:9).**

Bible Study

In advance, write each text below on a piece of paper. Form six groups (small class, give each child a text or two) and help the children find and read the texts.

Say: **Since we're talking about waiting for things today, let's look at some people in the Bible who waited for things. Some were patient, some were not. Look up the verses to find out who was waiting and what they were waiting for.**

Genesis 18:9–14 (Abraham and Sarah waiting for a child)

Genesis 29:18, 20 (Jacob waiting to marry Rachel)

Numbers 14:26–34 (Israelites waiting to enter Canaan)

1 Samuel 1:2–5, 10–17 (Hannah waiting for a child)

Matthew 1:17 (the world waiting for the Messiah)

Luke 2:25–32 (Simeon waiting for the Messiah)

Debriefing

Allow response time as you ask: **Were all of these people patient as they waited? Who was the most patient? Why do you think so?**

Who was not patient? What kind of trouble did they get into? What did some do while they waited?

For what are we waiting today? (Jesus' return) Let's repeat our message for today:



**PEOPLE IN GOD'S FAMILY
WAIT PATIENTLY TOGETHER
FOR HIM.**

You Need:

- Bibles

3

Applying the Lesson

You Need:

- slips of paper
- pen
- basket
- Bibles
- *Sing for Joy*

Waiting Patiently

In advance, write some things or events the children may be waiting for on slips of paper and put them in a basket.

Let the children take turns choosing a paper and acting out what it says while the other children guess.

Some examples: waiting for a bigger bicycle, waiting for their birthday, waiting for a pet, waiting until they are old enough to drive, waiting to get baptized, waiting to finish school, etc.

Debriefing

Allow response time as you ask:

Why is waiting so hard? What are some things you can do to make waiting easier? (Don't whine and complain,

find something to do, etc.)

What big event are God's people waiting for today? Find and read Philippians 3:20. Allow time for reading and discussing the text.

What can a community do to make the waiting time pass pleasantly? (Find ways to work together to help others; encourage one another.)

Let's sing a song about waiting for Jesus to come. Sing "Soon and Very Soon" (*Sing for Joy*, no. 89).

Won't that be a wonderful day when we see Jesus? I think we'll feel that the waiting has been worth it! In the meantime, remember:



**PEOPLE IN GOD'S FAMILY
WAIT PATIENTLY TOGETHER
FOR HIM.**

4

Sharing the Lesson

Birds

Distribute art supplies. Give the children a choice of cutting out and decorating a raven or a dove. (See page 143.) Glue the birds onto the craft sticks or tongue depressors for ease of handling. Let the children practice “flying” their bird.

Debriefing

Allow response time as you ask: **Who would like to look up a verse for us? Find Isaiah 40:30, 31 and read it for us.** Adults assist as needed.

Do you know someone who is waiting for something to happen in their lives?

Do you know someone who is waiting for Jesus to come?

Take your bird home with you and share it with them and tell them about Noah and his family and how they waited patiently for the water to go down. Also tell them how you are waiting patiently for Jesus to come again. Let’s say our message together again:



**PEOPLE IN GOD’S FAMILY
WAIT PATIENTLY TOGETHER
FOR HIM.**

Closing

In a short prayer, ask God to help the children wait patiently together for Jesus’ return.

You Need:

- raven and dove patterns (see p. 143)
- paper
- scissors
- art supplies
- craft sticks or tongue depressors
- glue
- Bibles

Waiting Patiently?

References

Genesis 8:1–14;
Patriarchs and
Prophets,
pp. 98, 105

Memory Verse

“Let us not become
weary in doing
good, for at the
proper time we will
reap a harvest if
we do not give up”
(Galatians 6:9, NIV).

The Message

People in God’s
family wait
patiently together
for Him.

Have you ever had to stay inside because of rain—days and days of rain? And when it stopped, was the ground muddy? Perhaps you have heard the phrase “cabin fever.” It’s what happens to people who are stuck indoors for a long time. They become anxious and uneasy. They become irritable. They want to see and do something—anything. Noah and his family must have had the worst case ever.

The waiting started the day Noah, his family, and all the animals went into the ark. God sent an angel to close the door. They waited in the ark for seven days before anything happened. When it finally did, it happened big! The Bible says, “The springs of the great deep burst forth, and the floodgates of the heavens were opened” (Genesis 7:11). Water poured down from heaven and shot up from the earth!

Things were busy in the ark. Mostly there were animals to calm down, feed, and clean up after. Some of that wasn’t easy in a big boat tossing up and down on angry floodwaters. It wasn’t too clean either, and it probably didn’t smell very good.

God had promised Noah that He would protect the ark during the Flood, and He did. His angels kept the ark from capsizing (tipping over and going under).

Finally, after 40 days the rain stopped. Noah and his family must have wondered when they could safely leave the ark. But the wind still blew and the waves still tossed the boat around for five months. Then the Lord made the ark float into a protected spot in the Ararat Mountains. He made a wind blow to dry up the rest of the Floodwaters. Two and a half months later Noah and his family could see the tops of the mountains near the ark.

By now they had been in the ark about eight months. They must have been tired of feeding animals and shoveling manure day after day. But still they did their work—and they waited. “When do you think we will be able to get out on dry land again?” they must have asked each other.

“God will show us,” Noah probably said over and over.

Finally, to find out how dry the earth was, Noah let a raven fly out the window. The raven flew back and forth.

Later Noah sent out a dove. It, too, came back to the ark when it couldn’t find a place to land. A week later Noah sent the dove out again. This time it returned with a fresh olive leaf in its mouth. After one more week Noah sent the dove out again. This time it didn’t come back. Surely they must be getting out of the ark soon!

But even though the dove had found a resting place, the earth was still too wet for people. God knew that. So He didn’t send the angel to open the ark’s door yet. Noah and his family waited another two months! It was a busy time, with all the chores they still had to do.

There wasn’t any room to spare in the ark. There was a lot of work. Noah and his family were so glad they had listened to God and entered the ark. They were glad they were together and had each other to depend on.

Noah and his family waited a long time to see God’s promise fulfilled. We, too, are waiting for God’s promise to us to be fulfilled. Philippians 3:20 says, “Our citizenship is in heaven. And we eagerly await a Savior from there, the Lord Jesus Christ.” It seems we’ve been waiting a long time, doesn’t it?

God has given us family and Christian friends to help us with the waiting. He has also given us a work to do while we wait. He wants us to share His good news. Let’s

encourage one another and work together while we wait for that wonderful promise to be fulfilled.

Daily Activities

Sabbath

- With your family, read and discuss Genesis 7. Describe the storm. How long did it last? Why didn't everyone leave the ark when the rain stopped?
- Teach your memory verse to your family. Say it as fast as you can, but make it understandable. Did Noah and his family give up?
- Make a list of things you have to wait for (your birthday, summer vacation, to get older, etc.). Share it with your family.

Sunday

- Read the Bible story with your family. Imagine that you are with Noah on the ark right after God closed the door. What are you thinking about during those seven days before it rains? What do you think it was like to live on the ark for a year?
- Share the raven or dove you made in Sabbath School with someone this week. Tell them about Noah and his family waiting patiently in the ark. Remind them that you are also waiting patiently—for Jesus to return. Pray for that person.

Monday

- What would you like to ask Noah when you get to heaven? Make a list of questions to share with your family during worship.
- Do you know someone who has been waiting a long time for something? Do something today to let them know that you are thinking of them. Ask God to help you.

Tuesday

- During worship today, read and discuss Genesis 8:1–14. What happened after the rain stopped? Where did the ark touch land again? Find that place on a world map. In what country is it?
- Ask your family to tell about something they

waited a long time for. Was it worth the wait?

- Find out how much of the earth is covered in water today. (Hint: See an encyclopedia or use the Internet.) Thank God for water.

Wednesday

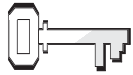
- With your family, read Genesis 7 and 8:1–14 again. Try to figure out how many days Noah and his family were in the ark. How many months was that?
- Play Simon Says with your family, but give the commands very s-l-o-w-l-y.
- Ask someone to help you look up information about ravens and doves. What was a raven known for? What is a dove a symbol of today? Thank God for birds.

Thursday

- With your family, list three things you can do to help at home when you are waiting for something or someone. Ask God to help you use time wisely.
- Look at a calendar. How many days are in 12 months? That's about the time Noah's family was in the ark. What do you think you will be doing one year from now?
- Ask your family: How many bodies of water can you think of (rivers, lakes, etc.)?

Friday

- Act out life on the ark with your family. What had to be done every day?
- Figure out how many Sabbaths Noah and his family would have celebrated on the ark.
- With your family, sing "Soon and Very Soon" (*Sing for Joy*, no. 89) or "Jesus Is Coming Again" (*Sing for Joy*, no. 92) very slowly. Do it again even slower. Ask your family if they become impatient singing so slowly. Ask if they ever become impatient waiting for Jesus to come. Ask Jesus to help you to be patient as you wait for Him.



References

Genesis 8:15–22;
9:8–17; *Patriarchs and
Prophets*, pp. 105–107



Memory Verse

"I will remember my
covenant between me
and you and all living
creatures of every kind.
Never again will the
waters become a
flood to destroy
all life" (Genesis 9:15, NIV).

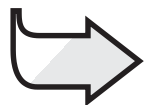


Objectives

The children will:
Know that God
takes care of His
people as they work
together to do His will.

Feel close to those who share a
common history and experience.

Respond by thanking God
for His love and care.



The Message

God's people rejoice
because He
cares for them.

A Rainbow Promise

Monthly Theme

We show love by working together in our community.

The Bible Lesson at a Glance

After Noah and his family and all the animals leave the ark, Noah builds an altar and has worship with his family. God puts a rainbow in the sky and blesses the family. He promises never again to destroy all the earth with a flood. God instructs Noah to regard the rainbow as a reminder or a sign of His pledge, His agreement.

This is a lesson about community.

Communities share a common history, speak a common language, and are motivated by common goals. Noah's family shared the rainbow as a sign of God's promise to them (and to us). What are the "rainbows" that we share as a community of faith? What are our common experiences? What common challenges do we face? Working together, with God's help, we can meet the challenges that confront us today. And we thank God for His continued care for His people.

Teacher Enrichment

"The Lord declares that when He looks upon the bow, He will remember His covenant. This does not imply that He would ever forget; but He speaks to us in our own language, that we may better understand Him. It was God's purpose that as the children of after generations should ask the meaning of the glorious arch which spans the heavens, their parents should repeat the story of the Flood, and tell them that the Most High had bended the bow and placed it in the clouds as an assurance that the waters should never again overflow the earth. Thus from generation to generation it would testify of divine love to man and would strengthen his confidence in God.

"In heaven the semblance of a rainbow encircles the throne and overarches the head of Christ. . . . When man by his great wickedness invites the divine judgments, the Savior, interceding with the Father in his behalf, points to the bow in the clouds, to the rainbow around the throne and above His own head, as a token of the mercy of God toward the repentant sinner" (*Patriarchs and Prophets*, pp. 106, 107).

Room Decorations

See Lesson 6.

Program Overview

Lesson Section	Minutes	Activities	Materials Needed
Welcome	ongoing	Greet students at door; hear pleased/troubled	
1 Readiness Options	up to 10	A. <i>Dr. Rainbow</i> B. <i>Making Rainbows</i>	prisms (optional), guest speaker (optional) outside hose and faucet
Any Time Prayer and Praise*	up to 10	Fellowship Songbook Mission Offering Prayer	none <i>Sing for Joy</i> <i>Children's Mission</i> toy boat or other container none
2 Bible Lesson	up to 20	Experiencing the Story Memory Verse Bible Study	chairs, animal stickers (optional), paper or sticky labels (optional), pen (optional), safety pins (optional), rocks or wadded-up brown paper bags colored paper, (rainbow colors), scissors, marker, tape or thumbtacks Bibles, picture of New Jerusalem foundation walls or colored glass or marbles (optional), four strips of colored paper (rainbow colors)
3 Applying the Lesson	up to 15	<i>God's Protection</i>	colored paper (rainbow colors), scissors, clear plastic folder or sheet, black marker
4 Sharing the Lesson	up to 15	<i>Rainbow Banner</i>	colored paper or ribbons or felt (rainbow colors), scissors, glue, dowels or small sticks, Bibles, <i>Sing for Joy</i>

*Prayer and Praise me be used at any time during the program.

TEACHING THE LESSON

Welcome

Welcome students at the door. Ask how their week has been, what they are pleased/troubled about. Listen to last week's memory verse and encourage the children to share any experiences from last week's lesson study. Have them begin the readiness activity of your choice.



Readiness Activities

Select the activity most appropriate for your situation.

You Need:

- prisms (optional)
- guest speaker (optional)

A. Dr. Rainbow

In advance, do some research on rainbows. Talk about how they work in nature. If possible, bring in prisms or similar objects to demonstrate how rainbows work. Or invite a science teacher or other guest to explain and demonstrate how rainbows are formed.

Debriefing

Ask the students to thank the guest speaker, if you had one.

Allow response time as you ask: **How many of you have seen a rainbow? What is needed to make a rainbow? When are you most likely to see a rainbow? What do you think of when you see a rainbow in the sky? Today we'll hear more about Noah and his family. We will learn about ways God blessed them and how they were thankful for God's love and protection. And we'll learn about the rainbow God made and what it meant to Noah's family.**

Our memory verse is "I will remember my covenant between me and you and all living creatures of every kind. Never again will the waters become a flood to destroy all life" (Genesis 9:15). Allow response time as you ask: Why do you think God chose a rainbow to assure us of His love? Today's message is:



GOD'S PEOPLE REJOICE BECAUSE HE CARES FOR THEM.

Say that with me.

You Need:

- outside hose and faucet

B. Making Rainbows

If it is a sunny day and there is a garden hose and tap or faucet accessible, take the children outside and, with your thumb over the end of the hose, spray the water into a fine mist. Have the children look at the mist and move around until they see a rainbow in it. Or if it is sunny, go to a window and hold your watch face at an angle so a reflection appears on the wall of the room.

Debriefing

Allow response time as you ask: **What did you see in the mist? Do you know when God first gave us rain? rainbows? Today we'll learn more about how God protected Noah and his family and how they were thankful for God's love and protection. And we will learn about a rainbow promise God made to Noah and to us. Our memory verse is "I will remember my covenant between me and you**

and all living creatures of every kind. Never again will the waters become a flood to destroy all life" (Genesis 9:15). Today's message is:



GOD'S PEOPLE REJOICE BECAUSE HE CARES FOR THEM.

Say that with me.

Prayer and Praise

Any
Time



Fellowship

Report the students' joys and sorrows (pleased and troubled) as reported to you at the door (as appropriate). Allow time for sharing experiences from last week's lesson study and review last week's memory verse. Acknowledge any birthdays, special events, or achievements. Give a special warm greeting to all visitors.



Suggested Songs

- "He's Able" (*Sing for Joy*, no. 40)
- "Jesus Keeps His Promises" (*Sing for Joy*, no. 41)
- "All Through the Day" (*Sing for Joy*, no. 49)
- "His Banner Over Me Is Love" (*Sing for Joy*, no. 25)
- "Join With Us" (*Sing for Joy*, no. 20)
- "Praise Him" (*Sing for Joy*, no. 15)



Mission

Use a story from *Children's Mission*. Emphasize thanking God for His care.



Offering

Have the children bring their offerings two by two.

You Need:

- toy boat or other container



Prayer

In a short prayer, thank God for His love and protection for His children.

Bible Lesson

You Need:

- chairs
- animal stickers (optional)
- paper or sticky labels (optional)
- pen (optional)
- safety pins (optional)
- rocks or wadded-up brown paper bags

Experiencing the Story

Characters: Noah and his seven family members, various animals

Setting the scene:

Set up two chairs back to back with a space between to serve as the doorway to the ark. Give several children animal stickers, or pin or stick animal names on them. Line up the children at the “door” of the ark. As you talk about how the animals came out of the ark, have the children act it out, using the appropriate motions and noises. They should demonstrate how the animals ran around and played and were so happy to be outside again. Have eight children dress up as Noah and his family. Let them come out, look around in awe, and build an altar for worship and sacrifice.

Read or tell the story.

Noah and his family had been in the ark for more than a year. Can you remember what you were doing a year ago? All Noah and his family seemed to remember doing was feeding animals, cleaning up after animals, and waiting while the wind blew to dry up the Flood water. They were so anxious to get outside into the sunshine and fresh air.

Finally God had said that it was time! It was time to see what their world looked like now. Would it be the same? What had the water done to the plants and trees, to their homes and crops?

[Noah and family walk out of the “ark.”] Things did look different! The mountains were jagged and rough. The beautiful gold and silver and precious wood and stones that had decorated the earth were

gone. There were only a few young trees growing, not the forests that had offered shelter to birds and animals in the past. The earth looked confused and torn up. Noah’s family didn’t recognize places. But no matter, it was so wonderful to be outside! They probably took in long, deep breaths of fresh air. *[Noah and family breathe in deeply.]*

It was time to let the animals out. Noah and his family probably unlocked cages and led the larger animals out of the ark. *[Noah and family lead “animals” out.]* They probably carried the smaller ones and set them on the green grass. There was such a sound of happiness! The elephants trumpeted, the lions roared, the dogs barked. All the animals were running and jumping and howling for joy to be outside again. *[Animals act.]* The sight must have made Noah’s family smile and laugh.

Then Noah called his family together and said that they should build an altar to thank God for saving them. Noah and his sons gathered large rocks. *[Have them gather rocks or crumpled-up paper bags and pretend to build an altar.]* They carefully placed them to form an altar and there they worshipped God. The only eight people alive on the earth knelt down and thanked God for protecting them, for saving them, for loving them. *[Characters kneel and pretend to be praying.]*

God was happy with their worship and love for Him. And He blessed Noah and his family. He told them to be happy in their new home and to have children so the earth would have many people in it again. God also promised this family, and all of the living creatures, that He would never again destroy all of the earth with water.

Noah and his family looked up from their prayer and saw a beautiful sight, something they had never seen before.

What is it? they must have wondered. *[Characters look up and point in amazement and wonder.]* That colorful arch in the sky was the first rainbow! The rainbow had been given to them as a covenant, a promise that God would do as He said. He would never again send a flood to cover all the earth. When you see a rainbow in the sky, remember God's promise and know that you are loved and cared for by Him.

Debriefing

Allow response time as you ask:

How long was Noah and his family in the ark? How do you think they felt when God sent an angel to open the door so they could come out? What was the first thing they did?

What did Noah sacrifice? Why?

What was the "rainbow" promise? Has God kept that promise? How does that make you feel? Remember our message? Let's say it together again:



**GOD'S PEOPLE REJOICE
BECAUSE HE CARES FOR
THEM.**

Memory Verse

In advance, cut the colored paper into rainbow strips. Write the memory verse on the paper strips.

Mix the colored paper strips and have the children put the memory verse together in rainbow order and say the verse. Repeat until all know the verse. Then fasten the strips (in rainbow order) to a wall or bulletin board.

You Need:

- colored paper (rainbow colors)
- scissors
- marker
- tape or thumb-tacks

Make the rainbow strips as follows:

"I will remember my	red
covenant between me	orange
and you and all living	yellow
creatures of every kind.	green
Never again will the	blue
waters become a flood	violet
to destroy all life"	(purple)

(Genesis 9:15).

Bible Study

In advance, write the texts below on different color paper (use rainbow colors).

Form four groups and give each group one of the papers. Have the children find and read the texts and be prepared to share what they have learned with the class. Adults assist as necessary.

Ezekiel 1:26–28 (A rainbow appears around a person sitting on a throne in heaven.)

Revelation 4:2, 3 (God's throne is encircled by a rainbow.)

Revelation 10:1 (An angel coming from heaven has a rainbow above his head.)

Revelation 21:19, 20 (Describes the stones on the wall of the New Jerusalem.)

Say: **Let's look at Revelation 21:19, 20 together.** (Allow time.) **Here we read that there are 12 different kinds of precious stones on the foundations of the New Jerusalem city walls. These are made of brilliant colors, so the effect would be like a rainbow.**

Show a picture of the foundations of each of the stones, or if possible bring in reproductions of the stones or marbles that are the colors mentioned in the text. If time allows, read Revelation 21:22–25 and 22:1–5 and discuss the beauty of heaven and the new earth.

You Need:

- Bibles
- picture of New Jerusalem foundation walls or colored glass or marbles (optional)
- four strips of colored paper (rainbow colors)

Debriefing

Allow response time as you ask:

Who do you think was sitting on the throne in these verses?

What do you think of when you see a rainbow? Are you thankful for

God's rainbow promise? Let's repeat our message for today:



**GOD'S PEOPLE REJOICE
BECAUSE HE CARES FOR
THEM.**

3

Applying the Lesson

You Need:

- colored paper (rainbow colors)
- scissors
- clear plastic folder or sheet
- black marker

God's Protection

Before class, make a large paper rainbow. Place it in a clear plastic folder or behind a clear plastic sheet and draw lines with the black marker where the different colors separate.

Show the class the rainbow. Ask: **If you took all the colors out of the rainbow, what would you have?** Take the rainbow out of the clear plastic. (A bunch of stripes. It wouldn't be a rainbow.)

Right. A rainbow isn't a rainbow without all the colors.

Just as we see all the colors in a rainbow, we see God's protection for us in many different ways.

Debriefing

Allow response time as you ask:

Would anyone like to share how God has protected them? How do you rejoice and thank God for His protection?

What are some of the ways that God shows His banner of love and protection over us?

How do you feel when you see a rainbow? Why do you think you feel that way? Why do you think God continues to send His rainbow? Are you thankful that God cares about you? Let's say our message together again:



**GOD'S PEOPLE REJOICE
BECAUSE HE CARES FOR
THEM.**

Sharing the Lesson

Rainbow Banner

In advance, cut strips of colored paper or ribbons or felt.

Distribute the art supplies. Have the children take the colored strips and glue them to the dowels or sticks to make rainbow banners.

Debriefing

Say: **A rainbow is like a banner in the sky. Song of Solomon 2:4 talks about a banner that is love.** Ask someone to find and read the text.

In ancient times, banners were used to designate members of tribes or families. As part of God's family, our banner is His love and protection. Take your banner home with you and share

it with someone as you tell them how God cared for Noah and his family and how thankful they were for His care.

Then you can tell that person how God cares for you, too, and how thankful you are.

Let the children wave their rainbow banners while you sing together "His Banner Over Me Is Love" (*Sing for Joy*, no. 25).

Let's say our message together one more time:



**GOD'S PEOPLE REJOICE
BECAUSE HE CARES FOR
THEM.**

Closing

Offer a short prayer, thanking God for His rainbow promise and His love.

You Need:

- colored paper or ribbons or felt (rainbow colors)
- scissors
- glue
- dowels or small sticks
- Bibles
- *Sing for Joy*

A Rainbow Promise

References

Genesis 8:15–22;
9:8–17; *Patriarchs
and Prophets*, pp.
105–107

Memory Verse

“I will remember
my covenant
between me and
you and all living
creatures of every
kind. Never again
will the waters
become a flood
to destroy all life”
(Genesis 9:15, NIV).

The Message

God’s people
rejoice because He
cares for them.

Has it ever rained for many days where you live? Were you getting tired of playing indoors? How did you feel when you finally saw the sun come out? Could you go out again? If so, you will understand how Noah and his family felt when they finally left the ark.

After more than a year in the ark, it must have been wonderful to leave it. Noah’s family stepped out into the clean, sweet air. They stood and smiled in the warm, welcoming sunshine. It was probably a bit scary, too. The world looked so different, and it was so quiet. The eight people who walked off the ark were the only people left on the entire earth. They were starting over, alone and together.

Soon the animals were freed. Noah’s family must have seen their joy and excitement. They must have laughed as the animals pranced and danced.

When the ark was empty, the first thing Noah did was build an altar and have family worship. God was pleased by their worship and blessed the family. He said, “Be fruitful and increase in number; multiply on the earth and increase upon it” (Genesis 9:7).

Then God gave Noah, his sons, and every generation yet to come a promise. Brilliant colors splashed across the sky in what was surely the most perfect rainbow ever. That first arch of color in the heavens must have filled the tiny family with awe and wonder. But it was more than just a beautiful display of color. It was a rainbow promise! For God said to Noah, “I have set my rainbow in the clouds, and it will be the sign of the covenant between me and the earth. . . . Never again will

the waters become a flood to destroy all life. Whenever the rainbow appears in the clouds, I will see it and remember the everlasting covenant between God and all living creatures of every kind on the earth” (Genesis 9:13–16).

God knew the sight of clouds might frighten Noah’s family in the days ahead. The splatter of the first raindrops might fill these survivors with fear. Would it be the start of another flood? Would they, too, be wiped off the earth? No. They didn’t need to worry. God had given them His promise.



This one special family had been through a lot together. For more than a year they had worked together on the ark. For long days and nights they had drifted together on an endless ocean. They had worked hard to care for all those animals. And now they were to resettle the earth and start over. God had given them something very precious. He gave them the experience of the rainbow to share. It would be a blessing and a promise to treasure forever—for them and for us.

We, too, belong to a special family. Our family of believers includes those in our churches and schools, as well as our families at home. And we, too, have been given a special work to do. We will go through a lot together over the years. And the experiences we share will bring us closer together.

And God has given us our own “rainbows”—blessings and promises. He will help us do what He has asked. Noah’s family was well cared for inside and outside the ark. They were thankful to God for His love and protection.

When you see a rainbow, think of God’s love for you. And thank Him for keeping His rainbow promise—and all His promises.

Daily Activities

Sabbath

- With your family, read and discuss Genesis 8:15–22. What did Noah do when he came out of the ark? What did God think of this? What promise did God make to Noah and to us?
- Eat some red, yellow, and green foods today.
- If it’s a sunny day, ask for permission to spray a fine mist of water to try to make a rainbow appear.

Sunday

- Read and discuss Genesis 9:8-17 during worship. What did God place in the clouds that hadn’t been seen before? What did it mean?
- Find the word “covenant” in a dictionary. What does it mean?
- Share the rainbow you made in Sabbath School with someone this week. Tell them about God’s care for Noah and his family. (Or draw a picture of a rainbow and color it.) Pray for that person today.

Monday

- Share your lesson story with your family during worship today. Make a picture of a rainbow to show them.
- Help prepare dinner. Make a “rainbow” of colorful food.
- Thank God for the beautiful colors that brighten our world.

Tuesday

- Write the word “rainbow” at the top of a piece of paper. Then have your family list as many words as they can, using the letters in the word (rain, ran, no, win, etc.).

- Find lots of different-colored objects and make a rainbow to put in your room. Then write your memory verse on a card and attach it to your rainbow. Thank God for His rainbow promise.

Wednesday

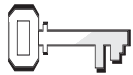
- Read and discuss Revelation 4:2, 3 for worship. Whom does this text describe? What surrounds His throne? Name some other Bible promises and tell what they mean.
- Before prayer, sing “His Banner Over Me Is Love” (*Sing for Joy*, no. 25). Thank God for Bible promises.
- Find out more about rainbows. (Hint: Get a book from the library about it or use the Internet with your parents’ permission.)

Thursday

- For worship today, take a color walk (inside or outside). Have someone name a color. Look for things that are that color. Then switch to another color.
- Name the primary colors. How many other colors are there in a rainbow?
- Put a dried bean or a penny into a jar for every way you know that God cares for you. If you use pennies, take them to Sabbath School for an offering. Thank God for His loving care.

Friday

- Ask if you can have a rainbow dessert for dinner today. If so, help make and serve it.
- For worship, act out the Bible story with your family. Who will be Noah? Who will act as the animals? What sounds will they make?
- Sing some praise songs together. Then joyfully thank God for taking care of you and your family.



References

Exodus 16; *Patriarchs and Prophets*, pp. 292–297



Memory Verse

“If you call the Sabbath a delight . . . you will find your joy in the Lord” (Isaiah 58:13, 14, NIV).

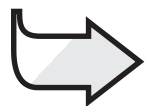


Objectives

The children will:
Know that obeying God is an act of worship.

Feel willing to follow God’s instructions about the Sabbath.

Respond by learning more about God’s instructions for keeping the Sabbath holy.



The Message

We worship God when we enjoy keeping the Sabbath.

What Is It?

Monthly Theme

We worship God when we obey Him.

The Bible Lesson at a Glance

In the wilderness the Israelites begin to worry about running out of food. They begin to grumble. They long for the meals they ate in Egypt. So early each morning, God sends manna that the people are to gather for food for the day. On Friday they are to collect twice as much as they usually gather. Usually, leftover manna sours and begins to smell bad. But manna collected on Friday is fresh and good on Sabbath.

This is a lesson about worship.

The manna experience teaches about worship. First, we learn that we worship God by obeying Him. When we listen to His instructions and do what He says, we are honoring God. He asks us to keep the Sabbath special and set apart from the other days of the week. In worshipping Him we find real life and enjoyment. We also learn that God’s ways are always best, His plans always work out for our good. He is our Creator. He knows us better than we know ourselves, and He always knows what’s best for us.

Teacher Enrichment

The Bible says the manna was white like coriander seeds. Maybe it looked like our white rice or a flaked breakfast cereal. It tasted like wafers (crackers) with honey. It could be boiled or ground up and baked. The baked cakes tasted like bread made with olive oil. The manna fell when the dew appeared on the ground each morning, but when the sun grew hot it melted away. (For more on this, see *The Seventh-day Adventist Bible Commentary*, vol. 1, pp. 577, 578.)

“Every week . . . the Israelites witnessed a threefold miracle, designed to impress their minds with the sacredness of the Sabbath: a double quantity of manna fell on the sixth day, none on the seventh, and the portion needed for the Sabbath was preserved sweet and pure, when if any were kept over at any other time it became unfit for use.

“In the circumstances connected with the giving of the manna, we have conclusive evidence that the Sabbath was not instituted, as many claim, when the law was given at Sinai. Before the Israelites came to Sinai they understood the Sabbath to be obligatory upon them. In being obliged to gather every Friday a double portion of manna in preparation for the Sabbath, when

none would fall, the sacred nature of the day of rest was continually impressed upon them" (*Patriarchs and Prophets*, p. 296).

Room Decorations

Use desert-type decorations such as rocks, palm trees, and sand. You could set up a small tent or drape material over poles or boxes like a tent.

Program Overview

Lesson Section	Minutes	Activities	Materials Needed
Welcome	ongoing	Greet students at door; hear pleased/troubled	
1 Readiness Options	up to 10	A. <i>Everyday Activities</i> B. <i>Food Peek</i>	slips of paper, pencil, bag or basket 10 food items, tray, towel, paper, pencils
Any Time Prayer and Praise*	up to 10	Fellowship Songbook Mission Offering Prayer	none <i>Sing for Joy</i> <i>Children's Mission</i> basket or another container none
2 Bible Lesson	up to 20	Experiencing the Story Memory Verse Bible Study	one white helium balloon or balloon on stick, one red helium balloon or balloon with tape, chair, sheet, cereal flakes or thin white wafers, baskets, voice of "Moses" paper doilies (optional), paper (optional), pen, scissors (optional), chalkboard or whiteboard, chalk or marker Bibles
3 Applying the Lesson	up to 15	A. <i>Miming</i> B. <i>Joyful Praise</i>	none Bibles, <i>Sing for Joy</i> songbook
4 Sharing the Lesson	up to 15	<i>Manna Flakes</i>	paper doilies (optional), white paper (optional), pencils or pens, chalkboard or whiteboard, chalk or marker

***Prayer and Praise me be used at any time during the program.**

TEACHING THE LESSON

Welcome

Welcome students at the door. Ask how their week has been, what they are pleased/troubled about. Listen to last week's memory verse and encourage the children to share any experiences from last week's lesson study. Have them begin the readiness activity of your choice.



Readiness Activities

Select the activity most appropriate for your situation.

You Need:

- slips of paper
- pencil
- bag or basket

A. Everyday Activities

In advance, write on small slips of paper things that people do every day. For example: sleeping, eating, brushing teeth, praying, cooking, waking up, bathing, combing hair, etc. Add activities that may be specific to your culture or area. Fold the slips of paper and put them in a bag or basket.

Tell the children that they will act out things that people do every day while the other children guess what it is. One at a time, have the children remove a paper from the bag or basket and act out the activity described. Let the other children guess what the activity is.

Debriefing

Allow response time as you ask: **What are some things we acted out that you do every day? What are some things you *don't* do every day? Our Sabbath School lesson today is about the children of Israel and something they did every day except one day of the week. God told the children of Israel to do something every day except Sabbath. Sabbath was to be a special day set apart from the others. The memory verse today is, "If you call the Sabbath a delight . . . you will find your joy in the Lord" (Isaiah 58:13, 14). When we obey God and keep the Sabbath holy, we are worshipping Him. Today's message is:**



WE WORSHIP GOD WHEN WE ENJOY KEEPING THE SABBATH.

Say that with me.

You Need:

- 10 familiar food items
- tray
- towel
- paper
- pencils

B. Food Peek

In advance, place 10 familiar food items on a tray and cover them with a towel. Tell the children they have 30 seconds to look at the 10 things on your tray and then you are going to cover them. Uncover the tray and allow the children to look at the items. Then cover them and have the children list on paper all the items they can remember seeing. Adults assist with writing as needed.

Debriefing

Uncover the tray and name the items aloud so the children can check their list. Allow response time as you ask: **How many of you remembered all 10 items? How many nine? How many eight? How many seven? You did a good job of remembering those foods. Did you see anything on this tray that you like to eat? Do you ever have special foods to eat on Sabbath?**

Our Bible story today is about the children of Israel and some special food God gave them. God taught them to be prepared with food for Sabbath. Some obeyed and some didn't. We'll see what happened when they didn't. The memory verse today is "If you call the Sabbath a delight . . . you will find your joy in the Lord" (Isaiah 58:13, 14). When we obey God and keep the Sabbath holy, we are worshipping Him. Today's message is:



WE WORSHIP GOD WHEN WE ENJOY KEEPING THE SABBATH.

Say that with me.

Prayer and Praise

Any
Time



Fellowship

Report the students' joys and sorrows (pleased and troubled) as reported to you at the door (as appropriate). Allow time for sharing experiences from last week's lesson study and review last week's memory verse. Acknowledge any birthdays, special events, or achievements. Give a special warm greeting to all visitors.



Suggested Songs

- "Psalm 118:24" (This Is the Day) (*Sing for Joy*, no. 94)
- "Jesus, We Want to Meet" (*Sing for Joy*, no. 95)
- "His Banner Over Me Is Love" (*Sing for Joy*, no. 25)
- "Seek Ye First" (*Sing for Joy*, no. 67)
- "Trust and Obey" (*Sing for Joy*, no. 113)



Mission

Use a story from *Children's Mission*. Emphasize Sabbath or obeying God in the story.



Offering

Use a basket to collect the offering. Say: **God made us. We belong to Him. Everything we have belongs to God. Our clothes, money, food, and homes. He lets us use these things while we live here. We worship God and tell Him that He is important to us when we share what He has given us with others.**

You Need:

- basket or other container



Prayer

Ask the children to think about what they are thankful for. Then have a "popcorn prayer." Invite the children to participate in the prayer by saying one word to tell God what they are thankful for.

Bible Lesson

You Need:

- one white helium balloon or balloon on stick
- one red helium balloon or balloon with tape
- chair
- sheet
- cereal flakes (or thin white wafers such as sold in Christian supply stores)
- baskets
- recorded or hidden voice of Moses

Experiencing the Story

Setting the scene:

(**NOTE:** In situations where child hunger is a problem, this activity may not be appropriate.)

In advance, place the red balloon near or on the ceiling in one corner of the room. Place a chair in another corner. Attach the white balloon to a stick or dowel.

Ask: **Who has missed a meal before? two meals? three?** (Give students time to respond between each question.) **Some people say “I’m starving to death!” to mean that they are really hungry. Have you ever been so hungry that you were “starving to death”?**

Today we’re going to pretend that we are the Israelites, camping in the hot desert sun. God has just brought them out of Egypt, where they had been slaves. They left so quickly that they didn’t even have time to bake their bread, so they carried the bread dough on their shoulders. They baked cakes of bread without yeast while they were traveling. After a while, their food supply was getting low—and they were in the middle of a desert!

Stand up and follow me. Form a line behind me, and let’s go into the desert. Carry the white balloon as you walk.

Read or tell the story.

For three days we’ve been walking in the sand. *[Lead the “Israelites” with the white balloon as you walk around the room.]* God provides a cloud by day, so

the sun doesn’t blaze down on us. *[Stop walking.]* Well, it’s nearly night again. Time to pitch our tents and sleep. *[Point to a corner of the room where the red balloon is on the ceiling.]* What’s that over there? It’s a pillar of fire! Do you want to be close to it, or farther away? Those of you who want to be warm, get closer to the pillar, and if you don’t mind being colder at night, lie down farther away. *[Invite the children to lie down and close their eyes. After about 30 seconds, have them rise and continue walking.]*

Ok, it’s morning now. The cloud has come out, and we must keep up with it for another day of walking. *[March around the room again with the leader carrying the white balloon.]*

I wonder what’s for supper tonight? What would you like for supper? *[Invite suggestions. To each one say, “No, that’s not on the menu.”]* What are we going to do? Let’s go talk to Moses! We had lots of food in Egypt, but how are we going to find enough food out here in the desert? I’m so tired of bread and water, and our supplies are getting low. There are so many of us! We’re going to starve to death!

Where’s Moses? *[Go to the chair in the corner and point to it.]* There he is! Tell him you’re tired of wandering in the desert! *[Allow a few minutes for them to voice complaints.]*

Listen! Moses is talking to us! What is he saying? *[Allow for answers.]* In the morning, God will provide for us. I wonder what we’ll eat tomorrow!

Here comes the pillar of fire, boys and girls. Time to go to sleep. Lie down, close your eyes, and go to sleep. *[Set the white balloon aside and lead the children to lie down again under the red balloon. While they have their eyes closed, lay out the white sheet with the cereal flakes or wafers.]* Ok,

it's morning. But look! What's that on the ground? *[Point to the sheet and encourage the children to sample the cereal or wafers.]*

Is it good? Let's go talk to Moses again. *[Turn to the chair.]* Moses! What is it?

[Voice of Moses replies, "It's called What is it?"]

Moses, stop teasing us. It's not called What is it? What's its real name?

Moses says we have already named it. In his language it's called manna, which means, What is it? It tastes like wafers with honey. Every morning there will be enough for one day. We have to go outside and collect it. I don't want to have to pick it up every morning, though. I think I'll just collect enough for two days today. Then I won't have to go out tomorrow. What do you think? *[Allow responses.]* Ok, let's go to sleep again. *[Children lie down.]*

It's morning. Oh, no! Look what happened to my manna! *[Pretend to be looking at some in your hand or have a bowl of spoiled leftovers.]* It's sour, and there are worms in it! I'm not eating this! I guess I'll have to go out and pick up some more.

Moses says that there won't be any manna tomorrow because it's Sabbath. We have to pick up enough for two days today. I'm afraid it's going to be sour and wormy tomorrow, though. What do you think? *[Invite responses.]* Ok, let's pick up twice as much and prepare for Sabbath. *[Have children pretend they're picking something up and putting it in baskets.]* Goodnight! *[Children lie down.]*

Ok, it's Sabbath morning! Time to get up. Look, there's no manna on the ground this morning! Let's check our manna from yesterday. *[Teacher and children pretend to dig in their containers and look at it. Taste it.]* It's good! It's not sour! Aren't you glad God kept it sweet for us on His special day? We can rest and worship Him without having to worry about our food.

Debriefing

Allow response time as you ask:

Why did the Israelites complain? (They were worried that they would run out of food.) **What did God send to them?** (manna)

What did the Israelites show God when they tried to collect enough manna for two days? (They didn't trust God.)

What did the Israelites show God by collecting twice as much manna on Friday in preparation for Sabbath? (That they believed what God said.

First, that there would be no manna on Sabbath, and second, that God would keep it from spoiling.)

When we obey God, we show Him that we love Him and will listen to what He tells us. Do you remember our message? Let's say it together:



**WE WORSHIP GOD WHEN
WE ENJOY KEEPING THE
SABBATH.**

Memory Verse

In advance, write one word of the memory verse on each paper doily or on pieces of white paper cut to look like manna flakes. (Prepare a set for each group of five children in your class.)

Mix the papers and spread them on the floor. Ask the group to place the paper doilies or white papers in order so the words make sense, then say the memory verse aloud. Repeat the activity until the children know the verse. Have them say the verse together.

The memory verse is:

**"If you call the Sabbath a
delight . . . you will find your joy in the
Lord" (Isaiah 58:13, 14).**

You Need:

- paper doilies (optional)
- paper (optional)
- pen
- scissors (optional)
- chalkboard or whiteboard
- chalk or marker

You Need:
• Bibles

Bible Study

Say: **God told Moses to keep a jar of manna in the ark of the covenant. This ark was not like Noah's ark. It was the most special piece of furniture in the tabernacle. God kept the manna in the ark fresh, just as He kept fresh the extra manna gathered on Friday so the Israelites would have food on Sabbath.**

Let's read about this and also see what else was kept in the ark of the covenant. Form three groups and have each read one of the following texts and be prepared to share what they learn with the class.

Exodus 16:32-34 (manna)
Numbers 17:3, 8, 10 (Aaron's budding rod)

Hebrews 9:4

(tablets of stone, Ten Commandments)

Debriefing

Allow response time as you ask:
What three things were in the Ark of the Covenant in the tabernacle? The jar of manna reminded the Israelites for many, many years how God had provided food for them in the desert. It also reminded them of how God took care of them on Sabbath when they obeyed and gathered twice as much manna on Friday. It reminds us that:



**WE WORSHIP GOD WHEN
WE ENJOY KEEPING THE
SABBATH.**

3

Applying the Lesson

A. Miming

Ask for volunteers to mime something they can do on Sabbath to make it a special day while the others guess what it is. Offer ideas if they need help (i.e., visit an elderly person, take a nature walk, read a Sabbath book, learn more about nature, make someone a cheery card, sing Sabbath songs, etc.).

Debriefing

Allow response time as you ask:
What is your favorite thing to do on Sabbath? How does it make you feel? What does your family do to make Sabbath special? How is Sabbath different from the rest of the week? What *don't* you do on Sabbath? Why?

God tells us to remember that Sabbath is a holy, or sacred, and special day. What does that mean to you?

He also tells us not to do any work. What does that mean to you?

Jesus told us that the Sabbath was made for us and that we should do good on that day and enjoy it. What does that mean to you?

Seventh-day Adventists all over the world keep the Sabbath. Some may keep it different from the way we do. And even in the same church people have different ideas of how to keep the Sabbath. We have to decide if what we do on Sabbath is honoring God, if it is helping us spend time with Him, if our thoughts are on helping others or on ourselves. When we respect God's Sabbath, we are worshipping Him. Let's say our message again:



**WE WORSHIP GOD WHEN
WE ENJOY KEEPING THE
SABBATH.**

B. Joyful Praise

Say: **Not long before the Israelites were grumbling about food, they watched God overcome the Pharaoh of Egypt and part the Red Sea so they could walk across. They were very happy then. They sang songs about how wonderful God is. Let's read one in Exodus 15:1, 2.** Read the text aloud.

We can worship God by singing songs of praise today. Let's sing "Praise Him, Praise Him" (Sing for Joy, no. 12) or "God Is So Good" (Sing for Joy, no. 13).

Say: **Where can we worship God? I'm going to say some different places, and you tell me with your thumbs if you can show God your love there.** Use the list below.

school	home
church	playground
a friend's house	a swimming pool
park	grocery store
dentist's office	

You Need:

- Bibles
- *Sing for Joy*

Debriefing

Say: **There are many places we can worship God. Church is a special place because we come and worship together on Sabbath. But we can show God we love Him by being obedient and kind wherever we are.**

Review the list and ask the children to tell how they can worship God in each place.

4

Sharing the Lesson

Manna Flakes

Write the memory verse on the board for all to see. Then give each child a white paper lacy doily. (Or cut out snowflake-shaped white paper for each child to write on.) Say: **These doilies represent a flake of manna. Write your memory verse on it and think of someone you want to share it with.**

Debriefing

Allow response time as you ask: **Have you thought of someone to share your manna flake with? When you**

share it, tell them about the way God provided food for the Israelites.

Remember to tell them the part about God sending extra manna to gather on Friday so they would be prepared for Sabbath. Let's say our message together again:



**WE WORSHIP GOD WHEN
WE ENJOY KEEPING THE
SABBATH.**

Closing

In a short prayer, ask God to help the children remember that when they enjoy the Sabbath, they are worshipping Him.

You Need:

- paper doilies (optional)
- white paper (optional)
- pencils or pens
- chalkboard or whiteboard
- chalk or marker

What Is It?

References

Exodus 16;
Patriarchs and
Prophets,
pp. 292–297

Memory Verse

“If you call
the Sabbath a
delight . . . you
will find your joy
in the Lord” (Isaiah
58:13, 14, NIV).

The Message

We worship God
when we enjoy
keeping the
Sabbath.

Do you know what a desert is like? It is hot during the day and cold at night, with all sand and little or nothing growing. Where could you find food in a desert? The Israelites traveled in the desert—and they were almost out of food! What do you think they did?

God took such good care of the Israelites. He sent a cloud to shade them from the hot desert sun in the day. He sent a pillar of fire to light their camp at night. He had freed them from Egypt and destroyed their enemies in the Red Sea.

But the Israelites were beginning to worry. It had been six weeks since God had led them out of Egypt. And the food they had brought with them was almost gone. “Back in Egypt we had all the food we could eat,” they grumbled. “But here in this desert we are going to starve to death.” They complained bitterly to Moses.

Of course, God had no intention of letting them starve to death. “I will rain down bread from heaven,” God told Moses. “It will be there in the morning. The people are to go out every day and gather an omer* each. But they must not keep any of it until the next day. And I’m going to test them to see if they follow My instructions.”

Sure enough, the next morning the ground was covered with thin white flakes. The people were surprised. “What is it?” they asked again and again. It looked like frozen dew all over the ground. Moses told them, “This is the bread God promised you. Gather it and eat it today. But don’t

try to keep any for tomorrow. It won’t be good.”

So the people called it “manna.”† And they gathered it up and tasted it. It tasted sweet like honey. And there was enough for everyone. But as soon as the sun grew hot, the manna that remained on the ground melted away.

Some people gathered a lot. Some people gathered a little. All the people had just what they needed regardless of how much they gathered.

“Don’t keep any of it until the next morning,” God had said. But some of them paid no attention. The next morning their leftover manna was full of worms and smelled bad.

On the sixth day the instruction was different. “Today you’re to gather twice as much,” Moses said. “Tomorrow is God’s Sabbath, a day of rest. There won’t be any manna on the ground in the morning. So get enough today and bake it or boil it, but save some of it for tomorrow.”

The double portion they were told to gather to keep for Sabbath would not get wormy! But some people didn’t gather twice as much that Friday. Instead, they got up on Sabbath morning expecting to find manna. They had to learn their lesson the hard, hungry way! Of course, there was no manna on the ground that Sabbath morning! And there was none on any Sabbath that came after. “How long will they refuse to follow My instructions?” God sighed to Moses.

The story of the manna teaches us two things. First, just like the Israelites, we honor God when we obey Him. Following His directions is an act of worship.

It also teaches us that God knows best. His plans for us are for our own good. Following His instructions is the only way to be really happy.

It took the Israelites a while to learn that they needed to follow God’s instructions about the manna. They finally got it right. And it’s a good thing, because that’s



what God fed them for the 40 years they spent in the wilderness!

They also learned how important the Sabbath is to God. He wanted them, and us, to make it a special day, different from other days. When they kept Sabbath special, when they didn't work by gathering manna, they were showing God their love and obedience. And they were really worshipping Him.

*An omer is about two quarts, or two liters.

*Manna means "What is it?"

Daily Activities

Sabbath

- Ask your family to help you read Exodus 16:1–12. What are these verses about? Where does your food come from? Thank those who made your food for today.
- Review the memory verse and teach it to your family. Try to make it into a song, then sing it together.
- Share the manna flake you made in Sabbath School with someone this week. Tell them about God's sending manna to the Israelites. (Or make a snowflake shape and write your memory verse on it and share it.) Pray for that person today.

Sunday

- With your family, read and discuss Exodus 16:13–36. How much manna were the people to gather each day? How long did God give the people manna? Where did God tell Moses and Aaron to keep some manna? Why?
- Put a slice of fruit on a plate. Leave it out overnight, and look at it in the morning. Would you want to eat it? Why? Thank God for fresh fruit.

Monday

- With your family, read and discuss Exodus 16:16–20 again. The worms in the food kept overnight were probably maggots. Find out more about maggots. (Hint: Start with a dictionary.) Do you think anyone ate any of that manna? Why?
- Ask your family members to tell about a time they were really hungry. What did they do? What do you do when you are hungry?
- Thank God for good food.

Tuesday

- Read Exodus 16:31 with your family. Talk about how manna must have tasted.
- For breakfast this week, have a flaked cereal, if possible. If it's not sweetened, ask for some

honey to add to it. Or just eat some bread or a cracker with honey on it. How does it taste? Thank God for the food your family enjoys.

Wednesday

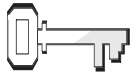
- For family worship, read and discuss Exodus 16:1–4. Talk about deserts. How would you find food in the desert? How would you find water? How do the animals that live there get food and water? (Hint: Get a book from the library about it or check the Internet with your parents' permission.)
- Read Exodus 16:31 together again. Ask an adult to show you some coriander seed, if available. Or look for it the next time you are in a grocery store. (Go to the spice and seasonings shelves.) Thank God for a variety of seasonings.

Thursday

- With your family, talk about things you do every day. Ask each one to tell about their favorite thing and their least favorite thing. Talk about things you do only on special occasions. Which day of the week is most special to your family? Why?
- Make a list of ways you can worship God. Remember: Worshipping God isn't done only in church on Sabbath. How do you worship Him other days? Thank Him for freedom to worship.

Friday

- During worship today, read and discuss 1 John 2:3–6. What does this say about how we are to live?
- Celebrate God's Sabbath with food and singing. Make the table attractive with fruit, fresh vegetables, or other special things. Have a special drink. Put candles on the table and light them.
- Before prayer, sing "Father, I Adore You" (*Sing for Joy*, no. 21), "God Is So Good" (*Sing for Joy*, no. 13), or other praise songs.



References

Numbers 21:4–9;
Patriarchs and Prophets,
pp. 428–432



Memory Verse

“Have faith in God”
(Mark 11:22, NIV).

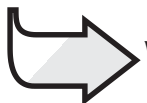


Objectives

The children will:
Know that having
faith in God is
believing and trusting Him.

Feel grateful for the
healing from sin that Jesus
gives us through our faith.

Respond by exercising
our faith by trusting
God in our everyday lives.



The Message

We worship God when
we have faith in Him.

Snakebite!

Monthly Theme

We worship God when we obey Him.

The Bible Lesson at a Glance

Again the Israelites are grumbling. They don’t like the desert. They don’t like the manna. They don’t have enough water. So God withdraws His protection from them. Many snakes live in the desert, and many of the Israelites are bitten and die. The people repent from their grumbling about petty things. Following God’s instructions, Moses makes a bronze snake, places it on a pole, and raises it in front of the people. Anyone is bitten by a snake, and who will obey God by looking at the bronze snake is healed by God. Many look, but some have no faith and don’t look.

This is a lesson about worship.

When we believe that God will care for us daily, when we know He has the power and the desire to save us, we are demonstrating our faith. When we show God we have faith in Him, it is a form of worshipping Him.

Teacher Enrichment

There are about 35 kinds of snakes in Palestine, some of which are extremely poisonous. Snakes live among stones and rocks or in the sand of the desert. Some seek out wet areas, such as the area around wells. The snakes were feared for their poison, and were often represented as the tools of God’s anger. (For more on this, see “Serpent” in *The Seventh-day Adventist Bible Dictionary*, p. 1007.)

“The poisonous serpents that infested the wilderness were called fiery serpents, on account of the terrible effects produced by their sting, it causing violent inflammation and speedy death. As the protecting hand of God was removed from Israel, great numbers of the people were attacked by these venomous creatures” (*Patriarchs and Prophets*, p. 429).

“Many had already died, and when Moses raised the serpent upon the pole, some would not believe that merely gazing upon that metallic image would heal them; these perished in their unbelief. Yet there were many who had faith in the provision which God had made. . . .”

“The lifting up of the brazen serpent was to teach Israel an important lesson. They could not save themselves from the fatal effect of the poison in their wounds. God alone was able to heal them. Yet they were required to show their faith in the provision

which He had made. . . . It was their faith that was acceptable with God, and by looking upon the serpent their faith was shown. They knew that there was no virtue in the serpent itself, but it was a symbol of Christ; and the necessity of faith in His merits was thus presented to their minds" (*Patriarchs and Prophets*, p. 430).

Room Decorations

See Lesson 10.

Program Overview

Lesson Section	Minutes	Activities	Materials Needed
Welcome	ongoing	Greet students at door; hear pleased/troubled	
1 Readiness Options	up to 10	A. <i>Drawing by Directions</i> B. <i>Walk Through Paper</i>	paper, pencils, picture of object (see activity) paper (A4 or 8½" x 11"), scissors
Any Time Prayer and Praise*	up to 10	Fellowship Songbook Mission Offering Prayer	none <i>Sing for Joy</i> <i>Children's Mission</i> basket or other container none
2 Bible Lesson	up to 20	Experiencing the Story Memory Verse Bible Study	pole, rubber or stuffed toy snake or picture of snake chalkboard or whiteboard, chalk or marker, beanbag Bibles
3 Applying the Lesson	up to 15	<i>Scenarios</i>	Bibles
4 Sharing the Lesson	up to 15	A. <i>Lifting Jesus by Witnessing</i> B. <i>Clay Serpents</i>	none craft sticks or tongue depressors, string or chenille wire or bag twists, modeling clay

***Prayer and Praise me be used at any time during the program.**

TEACHING THE LESSON

Welcome

Welcome students at the door. Ask how their week has been, what they are pleased/troubled about. Listen to last week's memory verse and encourage the children to share any experiences from last week's lesson study. Have them begin the readiness activity of your choice.



Readiness Activities

Select the activity most appropriate for your situation.

You Need:

- paper
- pencils
- picture of object (see activity)

A. Drawing by Directions

Ask the children to follow your directions and draw what you tell them to draw. Hold a picture (don't show the children the picture) of an object (car, house, boat, etc.) and try to describe it. To be deliberately confusing, be as technical as possible in your description.

Debriefing

Allow response time as you ask: **Do you think you followed my directions? Let's see what you made.** Have the children show their pictures and then show them your picture. **Do your pictures look like the thing I was describing? Do you think you could make it look better by copying the real picture? What if I showed you every step? Would that help you?**

This activity demonstrates what God was doing with the Israelites. God was always trying to give the Israelites pictures of Himself, His love, and His plan to save them from sin. In today's story He gives them a very unusual picture. They had to have faith to believe and do as God told them. Our memory verse today is: "Have faith in God" (Mark 11:22).

Today's message is:



WE WORSHIP GOD WHEN WE HAVE FAITH IN HIM.


Say that with me.

You Need:

- paper (A4 or 8½" x 11")
- scissors

B. Walk Through Paper

Hold up a sheet of paper. Ask the children if anyone thinks that you could cut a hole in the paper big enough to walk through. Most, if not all, children will say no. Fold the sheet of paper in two and cut strips about 1 centimeter or 0.5 inches wide. End your cut about 2 centimeters or 0.75 inches away from the edge or fold. (See template. Also, it is best to practice and memorize template ahead of time.) When you are done cutting, open up the paper to reveal a hole large enough for even an adult to walk through.



Debriefing

Allow response time as you ask: **Hold up your hand if you doubted that I could make a hole large enough in the paper to walk through. Why did you doubt me? Why didn't you have faith in me? Our Bible story today is about the Israelites having to have faith in God. They had to do only one simple thing and they would be healed from something painful. But some didn't have enough faith to do it. Today's memory verse is "Have faith in God" (Mark 11:22).**

Our message for today is:



WE WORSHIP GOD WHEN WE HAVE FAITH IN HIM.

Say that with me.

Prayer and Praise

**Any
Time**



Fellowship

Report the students' joys and sorrows (pleased and troubled) as reported to you at the door (as appropriate). Allow time for sharing experiences from last week's lesson study and review last week's memory verse. Acknowledge any birthdays, special events, or achievements. Give a special warm greeting to all visitors.



Suggested Songs

- "Father, I Adore You" (*Sing for Joy*, no. 21)
- "Holy, Holy" (*Sing for Joy*, no. 6)
- "Bless His Holy Name" (*Sing for Joy*, no. 9)
- "Trust and Obey" (*Sing for Joy*, no. 113)
- "Philippians 4:4" ("Rejoice in the Lord") (*Sing for Joy*, no. 23)
- "Come Into His Presence" (*Sing for Joy*, no. 14)



Mission

Use a story from *Children's Mission*. Emphasize faith in God as told in the story.



Offering

Emphasize how mission offerings help missionaries as they teach children around the world the joy of worshipping God.



Prayer

Ask children for requests, list them, and mention each one as you pray.

You Need:

- basket or other container

Bible Lesson

You Need:

- pole
- rubber or stuffed toy snake or picture of a snake

Experiencing the Story

Setting the scene:

Say: **There's a wiggling, writhing creature that many people don't like. It lives in the desert. Can you guess what it is?** Hold up rubber snake or stuffed toy snake or picture. **It's this. And every time I say the word *snake* today, I want you to make a fist, wiggle your arm like a snake, and hiss.** Have the children practice a few times.

Read or tell the story.

How many of you know someone who is 40 years old? Forty years! That's a long time! Imagine that the person was a baby when the Israelites first went into the desert. Now that person is 40 years old. That means that all their lives they have lived in the desert! They were protected from the sun during the day and the cold desert during the night. And they never saw any poisonous animals in that desert. Do you know why? Because of God's protection!

Still, the Israelites began to complain. They said, "Take us back to Egypt," in a chant.

Many of them didn't know anything about Egypt! Maybe the Israelite parents hadn't told their children how hard it was to be slaves in Egypt. Maybe their parents only told them good things about life in Egypt. Whatever the reason, these complainers thought living in Egypt would be better than wandering in the desert.

Moses didn't know what to do.

Let's pretend we're Israelite children playing in our tent. *[Have the children do a*

high-five with a partner. When the children are involved, go on suddenly.] Look! Over there! *[Point to a corner.]* What is it? *[Make snake noise and/or motions.]* Something is slithering into our camp. What is it? **"Snakes!"** your mother says. "Get up! They'll bite, and their poison will kill you!" *[Make snake noise and/or motions.]*

"But we've never seen **snakes**," you say. *[Make snake noise and/or motions.]* It's been 40 years, and no one has ever seen a **snake** in our camp. *[Make snake noise and/or motions.]*

What has happened? God has lifted His protection to remind us how wonderful His care has been.

Close your eyes and imagine **snakes** *[make snake noise and/or motions]* slithering all around your tent and inside your tent—in your bed. You can't get away from them! They're poisonous. People are dying. What shall we do?

Let's find Moses. Let's say that together. "Find Moses" *[Direct the children to say it together over and over like a chant].*

Moses, tell God we're sorry we weren't thankful. Pray, Moses! Ask God to protect us again from these **snakes!** *[Make snake noise and/or motions.]*

So Moses prayed. And God said, "Make a metal **snake** and put it on a pole. Tell the people that anyone who has been bitten can look on the metal **snake** and live."

Hurry! Get them outside. If they believe in God's power, and look at the metal snake Moses made, God will heal them, and they will live.

Debriefing

Allow response time as you ask:

What did the Israelites say against God and Moses? Why did they say

those things? Why did the snakes bite the Israelites? How did the Israelites confess their sins? What did God tell Moses to do?

What happened if someone who had been bitten looked at the metal snake on a pole?

Imagine that you have been bitten. How do you feel when you look at the snake on the pole? What would happen to you? Would that change your attitude toward God forever?

Was it the snake on the pole that saved the people? (no) What did save them? (Their faith in God saved them. They believed they would be healed, and God healed them.)

What did the people learn from this? (That if they had faith in God, God would take care of them that God had the power to heal them, but they must have faith in Him; that He had kept the snakes away for a long time.)

The people had to show their faith in God by obeying His directions. They had to believe that God could heal them. Let's say our message together:



WE WORSHIP GOD WHEN WE HAVE FAITH IN HIM.

Memory Verse

Write the memory verse where all may see it. Then read the verse aloud.

"Have faith in God" (Mark 11:22).

Have the children read the verse with you, then erase it. Toss the beanbag to a child and have them

You Need:

- chalkboard or whiteboard
- chalk or marker
- beanbag

say the first word of the verse. That child then tosses it to another child who says the next word, and so on. Try to keep the beanbag going without missing a beat. Continue until all know the verse, then say it together.

Bible Study

Say: **Did you know that the snake on a pole represented something? Let's see what the Bible says about it.**

Have the children find John 3:14, 15 and John 12:32, 33. Select two children to read the texts aloud. (Adults assist as needed.) Discuss the meaning of the texts. Be sure the children understand the meaning before going on.

Debriefing

Allow response time as you ask:

Now do you know what the snake and pole represented? (a time in the future when Jesus would die on the cross) **Yes, Jesus applied this incident to His own death. Jesus "lifted up" on the cross heals us from our sin.**

Lifting up Jesus in everything we do means living as He did, and it is surely a part of worshipping Him.

Why do you think God chose that symbol? (Lifting up Jesus, like the snake was lifted up, heals us.) **How does that heal us?** (When we have faith in Jesus, look up to Him, and live as He wants us to, He heals us of our sins.) **So we have to look up to Him. That reminds me of our message:**



WE WORSHIP GOD WHEN WE HAVE FAITH IN HIM.

You Need:

- Bibles

Applying the Lesson

You Need:

- Bibles

Scenarios

After reading each scenario, ask the children how that person is showing faith in God in their life.

1. Thomas's parents don't want him to have toys that people say have "magical powers" or toys that look violent. Thomas's friends are allowed to play with these toys. Thomas doesn't see what's wrong with them. But he chooses to obey his parents. So he doesn't buy any of these toys with his allowance money.

2. Sabrina's class is going on a field trip to the zoo. It's supposed to be a warm and sunny day, but it is cool this morning. Sabrina's mom suggests she wear a sweater. Sabrina doesn't want to because she'll have to carry it later. Sabrina's mom asks her to wear one anyway. Sabrina puts on a sweater as she walks out the door.

3. Callie is afraid of going to sleep at night in the dark. When she is afraid, she will often get out of bed and go to find one of her parents. She has been told not to do this. Her dad prays with her before going to sleep. He helps her say her favorite Bible text about God being with her. Her Dad leaves her room and reminds her to stay in bed. Within a few minutes Callie is tempted to get out of bed again, but instead she repeats the Bible text over and over. Soon she falls asleep.

4. Reuben is sick. His mom has given

him some medicine that he doesn't like. He thinks it tastes terrible. His mother explains that he needs to take it to get well. When it is time for another dose of the medicine, he swallows the medicine without complaining.

Debriefing

Allow response time as you ask: **What did all the children in the scenarios do that was the same?** (They obeyed knowing their parents were trying to help—not hurt them.)

When we obey, we are exercising our faith. If we never learn to obey our parents, even though we don't always understand why they ask us to do things, we will have a hard time obeying God.

We need to choose to obey our parents. And we must choose to obey God, to have faith even when we can't see or understand what will happen.

What else can you do to strengthen your faith? What helps you strengthen your faith?

Let's read Hebrews 11:1 together. "Now faith is being sure of what we hope for and certain of what we do not see." When we have faith in God, we are showing that we trust Him and believe He can help us, even when things may not turn out to be what we want them to be. By having faith, we are pleasing God and showing Him our love. We are worshipping Him. That takes us to our message:



WE WORSHIP GOD WHEN WE HAVE FAITH IN HIM.

Sharing the Lesson

A. Lifting Jesus by Witnessing

Say: **Some Israelites probably had to convince their friends and family to look at the snake. They probably said, "Do what God and Moses told you to do. I did it, and I'm well. Please obey. I want you to live." That was the way they witnessed about what God did for them.**

Take a piece of paper and write or draw about something wonderful God has done for you. Help the children think of things. Adults assist as needed.

Debriefing

Say: **Fold your paper so no one can see your work. Quietly, inside your head, ask God to help you think of the person He wants to know what you wrote or drew. When a name comes to your mind, write it on the paper.**

Now put the paper inside your Bible or in a pocket. Raise your hand to promise to show that paper to that person this week.

Remember, telling what God has done for you is a way to lift Jesus to the people around you. As our message says:



WE WORSHIP GOD WHEN WE HAVE FAITH IN HIM.

B. Clay Serpents

Say: **Let's make a serpent on a pole like Moses did.** Show the children how to tie their sticks together to form a simple cross. Then have them make a serpent out of clay and twist it onto the cross they've made.

Debriefing

Allow response time as you ask:

Have you ever seen a symbol of a snake on a pole before? Perhaps on an ambulance or hospital or other medical place?

Did you ever wonder about it? Now you know where that symbol comes from.

Take your snake home with you and share it with someone as you tell them about the Israelites and the snake on a pole. You can also tell them about your faith in Jesus.

Now let's say our message together one more time:



WE WORSHIP GOD WHEN WE HAVE FAITH IN HIM.

Closing

Ask God to help each child in your Sabbath School have faith in Him to care for them in all things, and to help them live as He wants them to live.

You Need:

- craft sticks or tongue depressors
- string or chenille wire or bag twists
- modeling clay

Snakebite!

References

Numbers 21:4–9;
*Patriarchs and
Prophets*,
pp. 428–432

Memory Verse

“Have faith in God”
(Mark 11:22, NIV).

The Message

We worship God
when we have
faith in Him.

Have your parents ever asked you to do something that you didn't want to do? Maybe you couldn't understand why they wanted you to do it. But you obeyed them because you have faith in them. You believe they want what's best for you.

Something like that happened to the Israelites. Let's read more.

God's people had been wandering in the desert for 40 years. The Israelites had once been on the edge of the Promised Land. But because they chose to disobey God and not believe Him, they wandered through the wilderness. But He didn't abandon them. Every day of those 40 years they had manna to eat. They had water to drink.

Now, once again, the Israelites were near the Promised Land. So near that they could see the cool valleys and green fields. And they thought it unfair that

they had spent 40 years in the desert. They grumbled to one another. Then they began to grumble to Moses.

“Why did you bring us out of Egypt to die in this wilderness?” they complained. “There's no water! There's no bread! And we're tired of eating manna!”

They didn't appreciate what God had done to keep them safe. They weren't happy about spending all that time in the hot, dusty desert learning more about God and knowing His ways are always good. Once again, they accused God of causing their hardships.

Poor Moses. He had heard it all before. He tried to point out God's leading. He tried to show them the many ways God had cared for them. But they wouldn't listen. It seemed that all they could do was complain. Finally God decided to take away His protection and let them see what would happen.

The poisonous snakes that lived in the desert soon overran the camp. And many of the Israelites were bitten. In almost every tent someone was dead or dying. No one was safe from the fiery snake venom. Once bitten, they soon died.

It didn't take the people long to see how wrong they had been. “We sinned when we grumbled about you and God,” they told Moses. “Please,” they begged, “pray that God will take away the snakes.”

Moses prayed, and the Lord heard him. God told him to make a bronze snake and put it up on a pole. If those who had been bitten would look at the bronze snake, they would live. Moses made the snake just as he was told. And the people who looked at it were healed by God.

But some people didn't have faith in God. They chose not to follow His directions, not to look at the pole. Because they did not obey, God could not heal them, so they died.

The snake in the desert was a symbol



of Jesus dying for our sins. The metal snake itself had no power to heal. It was faith in God that led Him to heal them.

Years later Jesus referred to His death. The Bible tells us what He said. “Just as Moses lifted up the snake in the wilderness, so the Son of Man [Jesus] must be lifted up, that everyone who believes may have eternal life in him” (John 3:14). Our faith in Jesus lifted up on the cross helps us know that Jesus died so we can live with Him forever. So, have faith in God. And believe what the Bible says.

Daily Activities

Sabbath

- With your family, read this week’s lesson story. Why did God tell the people to look at the serpent? Did looking at the snake heal the people? How do you know?
- Teach your memory verse to your family. Ask them what it means to them.
- Sing some praise songs before prayer. Thank God for His healing power.

Sunday

- If possible, go with your family to visit a zoo or other place to see snakes. Or look in books to learn more about them. How do you feel about snakes? Why?
- Draw a picture of Moses putting up the snake on a pole for the people to look at. Include some people who have been bitten.
- Look for ways to obey your parents quickly this week, even if you don’t understand why they ask you to do something.

Monday

- With your family, read and discuss Numbers 21:4–9. Why did the Israelites grumble? What happened because they grumbled so much? What did God tell them to do to be healed? How did they show their faith? How do you know if you have faith in God?
- Review the memory verse together. Ask your family members to tell about a time their faith was strengthened. Pray that you and your family will always have faith in God.

Tuesday

- During family worship, read and discuss John 3:14, 15 and John 12:32, 33. Whom did the metal serpent on the pole represent? What is

Jesus called in verse 14? Why was Jesus lifted up on a cross? If you love Jesus for dying on the cross to save you from sin, write your name here. _____

- Thank Jesus for dying to save you.

Wednesday

- Have your own quiet time with Jesus. Find a place inside your house where you can be alone. Thank Jesus for three things and sing your favorite song for Him. Tell Him why you believe in Him.
- Show your family the snake on the cross that you made in Sabbath School. Tell them what it teaches about Jesus. Ask Jesus to help you tell others about Him.

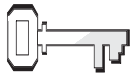
Thursday

- Ask your family to help you look for the medical symbol with a snake on a pole. Where will you look? (Hint: medical book or magazine, on an ambulance, at a hospital, doctor’s office, pharmacy, etc.) Tell someone about it. Ask your family: Why is it a symbol for healing today?
- Pray for God’s blessing on someone who is sick.

Friday

- For worship tonight, act out the Bible story with your family. Who will be Moses? Who will be the voice of God? Who will be bitten by snakes?
- Read John 3:14, 15 together again. When was Jesus lifted up while on this earth? What does it mean to lift up Jesus today? How can you and your family lift Him up?
- Before prayer, sing “Trust and Obey” (*Sing for Joy*, no. 113) or “Philippians 4:4” (“Rejoice in the Lord”) (*Sing for Joy*, no. 23). Thank Jesus for dying on the cross for you and your family. Pray that your faith will always be strong.

Words to Remember



References

Deuteronomy 4–6; 28;
Patriarchs and Prophets,
pp. 462–468



Memory Verse

“Love the Lord your
God and . . . serve him
with all your heart”
(Deuteronomy 11:13, NIV).



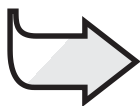
Objectives

The children will:

Know that we
choose to worship
God when we choose
to obey Him.

Feel loyalty to
the God of heaven.

Respond by making deci-
sions that honor and obey God.



The Message

We worship God
when we choose
to obey Him.

Monthly Theme

We worship God when we obey Him.

The Bible Lesson at a Glance

Moses is presenting his last message to the Israelites. Soon he will go to Mount Nebo where he will see the Promised Land from afar. There he will die. His message speaks of love that results in obedience and service, which results in great blessings from God. In this farewell speech he reminds them of God’s care as He led them from Egypt and throughout more than 40 years in the wilderness.

This is a lesson about worship.

God had blessed His people throughout their journey to the Promised Land. Although they had rebelled again and again, He still loved them with a love that called for a response of love, loyalty, service, and obedience—all of which are a part of worshipping Him. God calls us to that same commitment today and offers us the same blessings as we worship Him through obedience to His commands.

Teacher Enrichment

“Moses stood before the people to repeat his last warnings and admonitions. His face was illumined with a holy light. His hair was white with age; but his form was erect, his countenance expressed the unabated vigor of health, and his eye was clear and undimmed. It was an important occasion, and with deep feeling he portrayed the love and mercy of their Almighty Protector” (*Patriarchs and Prophets*, p. 463).

“The laws which God gave His ancient people were wiser, better, and more humane than those of the most civilized nations of the earth” (*Patriarchs and Prophets*, p. 465).

“‘If thou shalt hearken diligently unto the voice of the Lord thy God, to observe and to do all His commandments which I command thee this day,’ ‘blessed shalt thou be in the city, and blessed shalt thou be in the field,’ in ‘the fruit of thy body, and the fruit of thy ground, and the fruit of thy cattle. . . . The Lord shall command the blessing upon thee in thy storehouses, and in all that thou settest thine hand unto’” (*Patriarchs and Prophets*, p. 466).

“Moses closed with these impressive words: ‘I call heaven and earth to record this day against you, that I have set before you life and death, blessing and cursing: therefore choose life’” (*Patriarchs and Prophets*, p. 467).

Room Decorations

See Lesson 10.

Program Overview

Lesson Section	Minutes	Activities	Materials Needed
Welcome	ongoing	Greet students at door; hear pleased/troubled	
1 Readiness Options	up to 10	A. <i>Famous Last Words</i> B. <i>Obedience School</i>	none guest speaker
Any Time Prayer and Praise*	up to 10	Fellowship Songbook Mission Offering Prayer	none <i>Sing for Joy</i> <i>Children's Mission</i> basket or other container none
2 Bible Lesson	up to 20	Experiencing the Story Memory Verse Bible Study	adult Bible-times costume none Bibles
3 Applying the Lesson	up to 15	"W" is for Worship	none
4 Sharing the Lesson	up to 15	<i>Into My Heart</i>	heart pattern (see p. 144), red paper, scissors, pencils or pens

*Prayer and Praise me be used at any time during the program.

TEACHING THE LESSON

Welcome

Welcome students at the door. Ask how their week has been—what they are pleased/troubled about. Listen to last week's memory verse and encourage the children to share any experiences from last week's lesson study. Have them begin the readiness activity of your choice.



Readiness Activities

Select the activity most appropriate for your situation.

A. Famous Last Words

Say: **We're going to play a word game. Do you know what a compound word is? Yes, it's two words put together to make one word, such as *seashore*. Today we're going to be talking about Moses' last words to the children of Israel, and we are going to play a game that involves words. I'm going to say the first word of a compound word, and you have to give me the last word to go with it. See how fast you can finish the word.** Let some of the children take turns thinking of compound words for the others to complete. Suggestions:

out/side

bed/time

fisher/man

play/ground

sun/shine

class/room

rain/bow

some/thing

every/one

Debriefing

Allow responses as you ask: **What is a compound word?** (two words put together to form one word) **Did you enjoy playing this word game? How hard was it? When we want to share our thoughts, we use words, we talk. It is a way to let others know what we are thinking. Our Bible story today is about Moses talking to the children of Israel. He had a special message for them, one he wanted them to remember all their lives. Today's memory verse tells us more about that message. It says: "Love the Lord your God and . . . serve him with all your heart" (Deuteronomy 11:13). When we love and serve God, we will obey Him. And when we obey God, we are worshipping Him. Today's message is:**



WE WORSHIP GOD WHEN WE CHOOSE TO OBEY HIM.

Say that with me.

You Need:

- guest speaker

B. Obedience School

In advance, ask someone who has taken their dog to obedience school to speak to the class. Have them share what obedience school is, what the dogs learn, the benefits of obedience training, etc. Say: **We have a guest speaker here today who is going to talk to us about obedience school. Have you ever heard of obedience school? Who usually goes to obedience school? Yes, dogs, although an obedience school for people wouldn't be a bad idea!**

Debriefing

Allow response time as you ask: **Does anyone have any questions they**

would like to ask our guest? Thank the guest speaker. **How is what a dog learns in obedience school like what you are being taught by your parents? Our Bible story today is about Moses and something he wanted to teach the children of Israel. He had a special message about the blessings they would have by obeying God. He especially wanted them to remember to love and obey God. The memory verse today is "Love the Lord your God and . . . serve him with all your heart" (Deuteronomy 11:13). When we love and serve God, we will obey Him. And when we obey God, we are worshipping Him. Today's message is:**



WE WORSHIP GOD WHEN WE CHOOSE TO OBEY HIM.

Say that with me.

Prayer and Praise

Any
Time



Fellowship

Report the students' joys and sorrows (pleased and troubled) as reported to you at the door (as appropriate). Allow time for sharing experiences from last week's lesson study and review last week's memory verse. Acknowledge any birthdays, special events, or achievements. Give a special warm greeting to all visitors.



Suggested Songs

"Father, I Adore You" (*Sing for Joy*, no. 21)

"God Is So Good" (*Sing for Joy*, no. 13)

"Trust and Obey" (*Sing for Joy*, no. 113)

"I Have Decided to Follow Jesus" (*Sing for Joy*, no. 119)

"Teach Me, Lord" (*Sing for Joy*, no. 110)



Mission

Use a story from *Children's Mission*. Emphasize obedience in the story.



Offering

Say: **When we bring our offerings to God, we are worshipping Him.**

You Need:

- basket or other container



Prayer

Ask students for ways God has blessed them in their lives. In your prayer, thank God for the blessings He gives.

Bible Lesson

You Need:

- adult Bible-times costume

Experiencing the Story

Characters: adult in Bible-times costume to tell the story, children to be Israelites

Setting the scene:

Dress an adult in a Bible-times costume and have them tell or read the story. Have the children follow the adult around the room once and sit down on the floor in front of them.

Say: **Because Moses had struck the rock to bring water from it instead of speaking to it as God had commanded, God had told Moses he couldn't enter the Promised Land. Pretend that you are the children of Israel, and you are about to go into the land that God promised you. Let's listen to find out what happens.**

Read or tell the story.

Moses looks longingly out over the Jordan River into the Promised Land. He is sad that he won't be able to go there. He pleads with God to let him go with the people. But God tells Moses not to talk about it anymore.

So Moses doesn't ask or complain about it anymore. He accepts God's wisdom and will. But now Moses thinks about you, the children of Israel. Who is going to lead you now? Who is going to care about you as much as he has? He prays to God, asking Him to provide a good leader.

God hears Moses' prayer, and He tells Moses that He wants Joshua to be your new leader. Joshua is a man of wisdom and faith. So Moses is happy with this choice of Joshua.

But God has one last thing for Moses

to do. It has been many years since God first gave the Ten Commandments to His people. Most of the people had been small children when Moses went up the mountain and received the Ten Commandments from God. They couldn't have understood what was happening or what it meant. God wants Moses to once more tell and explain the laws God wants them to follow as they are about to enter their new land.

Moses' face is lit up with a holy light. His long white hair flows down over his still-strong shoulders. His clear and wise eyes look out over the thousands of people standing before him. These are his last words to the people.

With much emotion he starts talking. He repeats the history of the people, telling how they were enslaved in Egypt and rescued by God. He reminds them of the great miracles God performed so they could escape through the Red Sea. He provided food and water, and guided them by a pillar of fire and cloud. He tells them of the sins of their parents who grumbled, complained, and worshipped idols. He reminds them of why they had to travel in the desert for 40 more years before they could go into Canaan. Moses also talks of the great patience and love of God toward them, of His forgiveness and grace.

Moses tells them that the rules God has given them are wiser than all the rules of other nations. They are to be an example of God's wisdom and care to the other nations. They are told of the wonderful things awaiting them in Canaan.

Then Moses goes over the laws with them again. He is afraid that they will forget and stray away from God. So he reminds them of the wonderful blessings that would be theirs if they obeyed, and

the curses that would come upon them if they didn't. He tells of the blessings of wealth and prosperity of family and things and food, of being leaders, and of protection against enemies. He also tells of the curses of losing their land, of no peace or safety, of living in fear and sorrow, and of diseases.

Then Moses closes with a song. It tells of the wonderful way God had shown His love in the past, and it tells of future events and the final victory of Christ's second coming. Moses tells the people to memorize this song, to teach it to their children, to chant it as a group when they gather for worship, and to sing it to themselves as they work. He doesn't want them to forget his last words to them. And God doesn't want us to forget Him or His laws. He wants us to choose to obey Him.

Debriefing

Allow response time as you ask:

Why was Moses talking to the people for the last time? (They were about to enter Canaan, and he wasn't going with them.) **What was he worried about?** (a new leader for them; that they would forget God) **What are some of the things Moses told the people?** (their history, God's protection and miracles, to remember to obey God's law, God's blessings if they obeyed, God's curses if they disobeyed, etc.) **What did Moses want the people to learn and teach their children?** (a song about the law) **Would the people's obedience be a form of worshipping God?** (yes) **That reminds me of our message. Let's say it together:**



WE WORSHIP GOD WHEN WE CHOOSE TO OBEY HIM.

If time allows, read and discuss the "Song of Moses" (Deuteronomy 32) together. Or do so as part of the Bible Study today.

Memory Verse

Teach the following memory verse words and actions to the students. Repeat until the children know the verse.

Love	Cross arms over chest.
the Lord your God and . . . serve him	Point upward.
with all your heart.	Hold hands out, palms up, as if giving something.
Deuteronomy 11:13	Point to heart.
	Palms together, then open.

Bible Study

Have adults ready to assist nonreaders with this activity.

Allow response time as you ask:

We're talking about obeying God's commandments today, so let's review the Ten Commandments together. Open your Bibles to Exodus 20:1-17.

Have volunteers take turns reading the verses.

Say: **Do you know there is another commandment, the greatest commandment? Do you know what it is? Let's look at Matthew 22:36-40.** Have someone read the verses aloud.

Debriefing

Tell me in your own words what these verses say.

When we follow these commandments, will we be happy? (Yes, because God made us and knows what makes us happiest.)

When we follow these commandments, are we worshipping God? (yes) **Let's say our message together again:**



WE WORSHIP GOD WHEN WE CHOOSE TO OBEY HIM.

You Need:

- Bibles

Applying the Lesson

“W” is for Worship

Show the children two gestures:

Worship—make a W with your two hands by holding them up with your thumbs pointing together.

Not Worship—make an X by crossing your forearms.

Read the following list of activities and have the children indicate whether the activities show God that we love Him—with the W for worship, or make the X to show it's not worshipping God. Add your own, or ask the children to take turns suggesting activities for the other children.

pull the cat's tail
go to church on Sabbath
help your neighbor rake leaves
steal a toy from your friend
disobey your dad
pray and sing songs to Jesus
do a good job on your chores
lie to your teacher
share your snack with a friend
take flowers to a sick person
visit an old person on Sabbath
drink lots of water
bake cookies for a lonely person
throw rocks at the ducks
lie about lying to your teacher
talk sassy to your mom
enjoy picking up shells along the sea-shore
cheat on your math test
be happy for a friend who got a new bicycle
pray before you go to sleep

offer to help new neighbors move in
read your Bible
watch fighting shows on TV
complain and whine
eat all junk food for lunch
be friendly to a new student
obey parents rather than friends
read a book to a younger child

Debriefing

Allow response time as you ask:

How do we show God we love Him?

To worship God means to trust Him. We believe and obey what He says.

When I say “worship,” what do you think of? Allow time for responses. **Many people think only of Sabbath church services. Yes, we worship God on Sabbath, but we also worship Him all week long by the way we live.**

When we are obedient to Him and treat those around us with dignity and respect, we are worshipping Him.

One of the best ways to worship God, or show Him we love Him, is by doing what He tells us to do in His Word, the Bible.

Can you think of any benefits in the good scenarios we talked about earlier? (Parents and teachers and others will be happier with you, people will respect you, you are witnessing about being a Christian, it feels good to obey rather than get in trouble, being kind will fill your mind with good things, have peace in your heart, etc.) **Let's say our message together:**



WE WORSHIP GOD WHEN WE CHOOSE TO OBEY HIM.

Sharing the Lesson

Into My Heart

In advance, copy the heart pattern (see page 144) onto red paper. Have each student cut out a heart and write their name on the blank line provided.

Debriefing

Allow response time as you ask:
Who would like to read what the heart says for us?

Yes, it's our memory verse. And you wrote your name there to show that you want to serve Jesus with all your heart. When you do this you will be choosing to obey Him. And that makes Him very happy.

Take your heart home and share it with someone as you tell them how you want to serve Jesus with all your heart and you are trying your best to obey. Let's sing together "Into My Heart" (*Sing for Joy*, no. 125).

Now let's say our message together one more time:



WE WORSHIP GOD WHEN WE CHOOSE TO OBEY HIM.

Closing

In a short prayer, ask God to help the children to want to worship Him by being obedient. Thank God for the benefits and blessings He gives us.

You Need:

- heart pattern (see p. 144)
- red paper
- scissors
- pencils or pens

Words to Remember

References

Deuteronomy 4–6;
28; Patriarchs and
Prophets,
pp. 462–468

Memory Verse

“Love the Lord your
God and . . .
serve him with
all your heart”
(Deuteronomy
11:13, NIV).

The Message

We worship God
when we choose to
obey Him.

Do your parents ever say things like “Don’t forget to take out the trash”? Or “Don’t forget to feed the dog”? They are reminding you to obey. The children of Israel were about to enter the Promised Land—without Moses. What would he say to them?

Moses looks longingly out over the Jordan River into the Promised Land. He is sad because he won’t be going there. He pleads with God to let him enter that land with the people. But God says to Moses, “Speak no more of this. You may view the land, but you may not enter it.”

So Moses doesn’t ask about it anymore. He accepts God’s wisdom and will. But now Moses thinks about the children of Israel. Who is going to lead them if he can’t? Who is going to care about them? He prays and asks God to provide a good leader.

God tells Moses that Joshua will lead the people. Joshua has worked beside Moses since Aaron died. Moses knows Joshua is a man of wisdom and faith. So Moses is happy with God’s choice.

God has one last thing for Moses to do. Many years have gone by since the people first heard the Ten Commandments at Sinai. Most of the adults living now were small children then (or hadn’t even been born). They couldn’t have understood what was happening at Sinai. Few of them were old enough to know what it meant. So God tells Moses to proclaim those laws once more. God wants His people to follow His law as they settle in their new land.

And so Moses calls the people together. Moses’ face is lit up with a holy light. His clear and wise eyes look out over the thousands of people standing before him. These are his last words to them.

With much emotion he starts by

repeating their history. They had been slaves in Egypt, and God had rescued them. He reminds them of the great miracles God had performed for them. He tells how they had escaped through the Red Sea. During all their travels, God had provided food and water. He had guided them by a pillar of fire and cloud. He tells them of the sins of their parents, who had grumbled, complained, and worshipped idols. He reminds them of their travel in the desert for 40 years before they could go into Canaan. Moses also talks of the great patience and love of God toward them, of His forgiveness and grace.

Moses tells them that the rules God has given them are wiser than all the rules of other nations. They are to be an example of God’s wisdom. They are to care for the other nations. They are told of the wonderful things awaiting them in Canaan.

Then Moses goes over the laws with them again. He is still afraid that they will forget and stray away from God. So he reminds them of the wonderful blessings that will be theirs if they obey God. He tells of the blessings of food, happy families, good leaders, and protection against enemies.

But Moses also tells of the curses of losing their land if they disobey. They will have no peace or safety, and they will live in fear and sorrow and with diseases.

Then Moses closes with a song. You can read it in Deuteronomy 32. It tells of the wonderful way God had shown His love in the past. And it tells of future events and the final victory of Christ’s second coming. Moses says, “Command your children to obey carefully all the words of this law. They are not just idle words—they are your life.” (Deuteronomy 32:46,47).

The people are to memorize this song, to teach it to their children. They are to remember it always. It will help them remember what God has done for them.

After this, Moses climbed Mount Nebo in the land of Moab. There he looked one

more time into the Promised Land. "And Moses the servant of the Lord died there in Moab, as the Lord had said" (Deuteronomy 34:5).

Daily Activities

Sabbath

- With your family, find a quiet place and read Deuteronomy 4:1–14. Who is speaking? To whom? What is his message?
- Share with someone the heart you made in Sabbath School. (Or cut out a red paper heart and write the memory verse on it.) Tell them about Moses' last talk with the Israelites. If you really mean it, tell someone that you want to give your heart to Jesus, that you want to obey His law. Then write your name here. _____

Sunday

- During worship today, read and discuss Deuteronomy 4:15–31. Who is speaking? What message does he give the Israelites? Is this a message for God's people today?
- Play "Famous Last Words." Think of a compound word (two words together that make a new word, such as "sunshine"). Say the first part of the word. Others are to think of a word to add to it to make a compound word. (More than one word might go with it.)
- Thank God for the gift of language.

Monday

- Read and discuss Deuteronomy 4:32–40 with your family. Look again at verse 33. What is Moses talking about? Why were the people shown these things? (See verse 35.) Does God want us to know these things today? How do you know?
- Learn about an obedience school for dogs. (Hint: See a library book or use the Internet with your parents' permission.) How is training a dog like the way your parents teach you?
- Ask God to help you always to be obedient.

Tuesday

- Discuss Deuteronomy 6 with your family. What are parents supposed to do? Why? What happens when people "forget the Lord"?
- Sing "Trust and Obey" (*Sing for Joy*, no. 113). Pray that your family will always trust God.

Wednesday

- Read Deuteronomy 28:1–14 together with your family. Name five blessings that will come to those who obey the Lord. Are those blessings for us today?
- Ask your family to tell how they have obeyed God today. With your family, make a list of ways you can worship God by the way you live.
- If you really mean it, sing "I Have Decided to Follow Jesus" (*Sing for Joy*, no. 119). Then pray that God will help you always to remember Him.

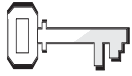
Thursday

- For family worship today read and discuss Deuteronomy 28:15–20. What does Moses say could happen to the Israelites? Why would it happen?
- Play a game with your family where one person asks the others to do something and then rewards them for doing it. Talk with your family about how it felt to have them obey quickly.

Friday

- Read Deuteronomy 34:1–8 with your family. How old was Moses at this time? Review the last two paragraphs of your Bible story. Where is Moses now? What would you like to ask him when you see him? Make a list of questions and share it with your family.
- Read the Song of Moses in Deuteronomy 32.
- Pray that your family will be among those who will see Jesus and Moses in heaven.

Balaam and the Talking Donkey



References

Numbers 22–24;
Patriarchs and Prophets,
pp. 438–452



Memory Verse

“Anyone who loves
me will obey
my teaching.”
(John 14:23, NIV).

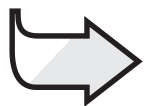


Objectives

The children will:
Know that we
worship God when
we obey Him.

Feel ready to listen
to God’s voice.

Respond by asking God to
help us listen and obey.



The Message

We worship God
when we follow
His instructions.

Monthly Theme

We worship God when we obey Him.

The Bible Lesson at a Glance

The prophet Balaam is summoned by Balak, the king of Moab, to put a curse on the Israelites. Balaam is offered many riches for doing this. Balaam asks God for instructions and is told not to curse the people. But being greedy, Balaam is going to try to curse the people anyway. On the way to meet Balak, Balaam’s donkey sees an angel, but Balaam doesn’t. Finally the Lord “opens the mouth of the donkey.” The donkey and Balaam have a conversation about anger and cruelty to animals. Balaam sees the error of his ways and vows to say only what the Lord tells him to say. Ultimately, Balaam delivers three blessings, not curses, and then is dismissed by Balak.

This is a lesson about worship.

Worship is more than going to church. It is following the Lord’s instructions in every aspect of life. Worship is obeying God, listening to His voice, and saying what He would have us say. We use our speech, our voice, to worship Him.

Teacher Enrichment

Balaam was an Aramaean prophet or soothsayer bribed by Balak, a Moabite king. Balak wanted Balaam to curse or cast an evil spell on Israel. Balaam had a reputation for having unusual powers, but the Bible does not call Balaam a prophet, even though he delivers the Word of the Lord. (See “Balaam” in *The Seventh-day Adventist Bible Dictionary*, p. 115.) In fact, the Hebrew word used to describe Balaam’s prophecies is different from the word used with Israel’s true prophets. (See *The New International Version Study Bible* [Grand Rapids: Zondervan Publishing House, 1985], note on Numbers 23:7.)

“Balaam was once a good man and a prophet of God; but he had apostatized, and had given himself up to covetousness; yet he still professed to be a servant of the Most High. He was not ignorant of God’s work in behalf of Israel; and when the messengers announced their errand, he well knew that it was his duty to refuse the rewards of Balak and to dismiss the ambassadors. But he ventured to dally with temptation. . . . He greedily accepted the

offered treasures, and then, while professing strict obedience to the will of God, he tried to comply with the desires of Balak" (*Patriarchs and Prophets*, p. 439).

"Love is manifested in obedience. The line of demarcation will be plain and distinct between those who love God and keep His commandments, and those who love Him not and disregard His precepts" (*Testimonies for the Church*, vol. 6, p. 92).

"When we know God as it is our privilege to know Him, our life will be a life of continual obedience. Through an appreciation of the character of Christ, through communion with God, sin will become hateful to us" (*The Desire of Ages*, p. 668).

Room Decorations

See Lesson 10.

Program Overview

Lesson Section	Minutes	Activities	Materials Needed
Welcome	ongoing	Greet students at door; hear pleased/troubled	
1 Readiness Options	up to 10	A. <i>Surprise!</i> B. <i>Animal Antics</i>	none pet or picture or video of pet doing a trick
Any Time Prayer and Praise*	up to 10	Fellowship Songbook Mission Offering Prayer	none <i>Sing for Joy</i> <i>Children's Mission</i> basket or other container none
2 Bible Lesson	up to 20	Experiencing the Story Memory Verse Bible Study	scarves, broom, cloth bags or purses, stick, crown chalkboard or whiteboard, chalk or marker, eraser Bibles, paper, pens
3 Applying the Lesson	up to 15	<i>Parent and Child Instructions</i>	Bibles, parents (see activity)
4 Sharing the Lesson	up to 15	<i>Paper Tearing</i>	colored construction paper, pencils or pens, parents of children in your class

***Prayer and Praise me be used at any time during the program.**

TEACHING THE LESSON

Welcome

Welcome students at the door. Ask how their week has been, what they are pleased/troubled about. Review last week's memory verse and encourage the children to share any experiences from last week's lesson study. Have them begin the readiness activity of your choice.



Readiness Activities

Select the activity most appropriate for your situation.

A. Surprise!

Say: **Think of a time you had a big surprise!** When every child has thought of one, give them a minute to think of a way to "draw" the surprise in the air with their hands for the other students to guess what it is. Give each student an opportunity to participate. If your group is large, form groups of four to six for this activity.

Debriefing

Say: **There are good surprises and bad surprises. Let's think of some really, really good surprises!** Give children time to respond. **Let's think of some bad surprises.** Discuss. **Today, we are going to learn about someone who was really surprised! God had an amazing surprise for a man who didn't do what God wanted him to do. Our memory verse is: "Anyone who loves me will obey my teaching." (John 14:23). Let's say that together. Perhaps the man in our lesson didn't really know God. Today's message is:**



WE WORSHIP GOD WHEN WE FOLLOW HIS INSTRUCTIONS.

Say that with me.

You Need:

- pet or picture of pet

B. Animal Antics

Allow response time as you ask: **What's the best animal trick you've ever seen?** If you have an animal that does a trick and is safe around children, bring it in to show the children, or bring in a picture. **Who has a pet? Can your pet do any tricks?** Invite the children to share stories about their pets and show you the kind of tricks their pets can do.

Debriefing

Allow response time as you say: **Is it important to care for the animals around us? Why? Yes, God gave us pets to be our friends. Some people use animals to help them work. God expects us to treat all our animals kindly. What do you think your pet or other animal would say to you if it could talk? Today we are going to learn about an animal that actually did talk! And what it said showed it wasn't too happy with its master. Our memory verse is about obeying God. "Anyone who loves me will obey my teaching." (John 14:23). Let's say that together. In today's story the animal's master wasn't obeying God's instructions. So he wasn't showing God that he loved Him. Today's message is:**



WE WORSHIP GOD WHEN WE FOLLOW HIS INSTRUCTIONS.

Say that with me.

Prayer and Praise

Any
Time



Fellowship

Report the students' joys and sorrows (pleased and troubled) as reported to you at the door (as appropriate). Allow time for sharing experiences from last week's lesson study and review last week's memory verse. Acknowledge any birthdays, special events, or achievements. Give a special warm greeting to all visitors.



Suggested Songs

- "Trust and Obey" (*Sing for Joy*, no. 113)
- "I Have Decided to Follow Jesus" (*Sing for Joy*, no. 119)
- "Dare to Be a Daniel" (*Sing for Joy*, no. 116)
- "Give Your Heart to Jesus" (*Sing for Joy*, no. 118)
- "I Want to Be" (*Sing for Joy*, no. 124)



Mission

Use a story from *Children's Mission*. Emphasize following God's instructions.



Offering

Say: **We worship God when we obey Him. And we obey Him when we give our offerings to help others learn about Him.**

You Need:

- basket or other container



Prayer

Ask God to help the children want to obey Him because they love Him.

Bible Lesson

You Need:

- scarves
- broom
- cloth bags or purses
- stick
- crown

Experiencing the Story

Characters: Balaam, three or four messengers, King Balak, children to be “the wall”

Setting the scene:

Balaam and the messengers wear scarves over their heads.

Balaam carries a stick. The broom will be Balaam’s donkey, and Balaam will pretend to beat the donkey with the stick.

Balak wears a crown. His messengers carry cloth bags or purses of money.

Have the rest of the class form two groups and stand side by side, each group facing the other, arms spread out to act as the narrow walls in the story.

Have Balak in one corner with the messengers. Have Balaam in an opposite corner. Pause as indicated to prompt actors to do the action.

Read or tell the story.

King Balak looked down from the hill into the valley beside the Jordan River. *[Balak shields his eyes with his hand.] Two million people!* he thought. *Two million people called Israelites, and they win every war!*

Then Balak said to himself, “If they attack us Moabites, there is no way we’ll survive! They’ve been winning all the battles. They’ll lick us up just like a cow licks up the grass in a field!”

Balak scratched his head and rubbed his chin *[children do the same]* and thought about what he could do to stop them. Suddenly an idea popped into his head! He had heard of a man named Balaam. People said that if Balaam blessed someone, they were blessed. And if he cursed

someone, they were cursed. Right then, King Balak decided he would ask Balaam to put a curse on the Israelites!

So Balak sent some messengers to Balaam. *[The messengers go from Balak to Balaam.]* The messengers patted the money *[messengers do so]* they carried in their sacks while they talked to Balaam.

[Balaam moves away from messengers and kneels to pray.] But when Balaam talked to God that night, God said, “Don’t put a curse on those people. I have blessed them.”

The next morning Balaam called the messengers to him. *[Messengers go to Balaam.]* “Go home. The Lord will not let me go with you.” *[Messengers go to Balak and “talk” to him.]*

The messengers told Balak that Balaam would not come to him. But Balak decided to ask again. So he sent more messengers, with more gold. *[Messengers go back to Balaam, carrying heavy bags.]* But when they talked to Balaam, he still said no, even though he was greedy and wanted the money. *[Balaam shakes his head.]*

That night God said to Balaam, “Go with these messengers. But say only what I tell you to say.”

Early the next morning Balaam called the messengers together *[messengers approach Balaam]* and told them that God had said he could go. He got on his donkey *[Balaam straddles the broomstick, carries the other stick, and starts across the room]* and began to ride into the valley.

All at once Balaam’s donkey ran off the road into a field! *[Balaam turns to the side and “beats” the donkey.]* Balaam beat the donkey until it turned back to the road. *[Balaam and donkey move forward.]*

Soon Balaam came to a really narrow place in the road *[“walls” come up and stretch their arms out, while Balaam rides*

between them]. All at once, the donkey pressed so close to the wall that Balaam's foot was crushed! *[Balaam bumps into "wall."]* And Balaam beat the donkey again. *[Balaam does so.]* The poor donkey cried out, but she went on.

At last the road became so narrow *[wall of children move to close space]* that there was only room for Balaam and the donkey. The donkey couldn't go forward because there was an angel in the way, so it just stopped and lay down on the road. *[Balaam and donkey stop, go down on knees.]* Balaam beat it again. And then, the most surprising thing happened! That donkey looked up at Balaam and talked to him!

"What have I done to make you beat me these three times?" the donkey asked.

And Balaam talked right back to the donkey. *[Balaam speaks.]* "You have made a fool of me! If I had a sword in my hand, I would kill you right now!"

But the donkey reminded Balaam, "Am I not your own donkey which you have always ridden? Have I ever done this before?"

Balaam sheepishly shook his head. *[Balaam shakes his head.]* And then his eyes were opened, and he saw the angel. The angel told Balaam that if the donkey had not stopped, the angel would have killed Balaam, but spared the donkey.

At last Balaam came to the place where King Balak met him. *[Balak and Balaam meet.]* "Look down on these people and curse them for me," Balak ordered.

First, Balaam warned King Balak that he could say only what God told him to say. Then he raised his arms over the valley. *[Balaam raises his arms.]* And when he opened his mouth, only blessings came out. Three times, in three different places, Balaam blessed the Israelites instead of cursing them!

The third time, Balak shouted at Balaam, "Go home! I'm not giving you

any money. I hired you to curse these people, and you've blessed them three times!"

But before Balaam left, God had him say one more thing. He told Balak what the Israelites would do to Balak's country. And he told of a star that would "rise out of Jacob." That star would be Jesus, the one who would save the world.

And Jesus did come, and He will come again.

Debriefing

Allow response time as you ask:

How did Balaam disobey God's instructions? How did Balaam obey God's instructions? What did God do to help Balaam obey?

How do you think Balaam felt when he heard his donkey talking? Do you think he realized he was talking to the donkey? Can God help you so that only good things come out of your mouth?

How did Balak try to convince Balaam to go with his servants to curse the Israelites? (a reward) Balaam was tempted with money. What tempts people today? How do you resist temptation? Let's say our message together:



WE WORSHIP GOD WHEN WE FOLLOW HIS INSTRUCTIONS.

Memory Verse

Write the memory verse on the board and have all the students repeat it. Then ask one volunteer to erase one word. Have everyone repeat the verse again, filling in the missing word. Repeat until all words are erased and the children know the verse.

The memory verse is: **"Anyone who loves me will obey my teaching." (John 14:23).**

You Need:

- chalkboard or whiteboard
- chalk or marker
- eraser

You Need:

- Bibles
- paper
- pen

Bible Study

In advance, write, on separate pieces of paper, the texts in the list that follows on separate pieces of paper. Have adults ready to help the children find the texts.

To begin, ask: **Can you think of any other story in the Bible that includes a donkey?** Ask someone to read Matthew 21:1-3, 7-11 to the class.

Let's look at some other Bible texts about animals. Form six groups and give each a paper. Have them read their text and be prepared to report what they learn to the class.

1 Kings 17:1-6 (Elijah fed by ravens)

Daniel 6:16-23 (Daniel in the lions' den)

Jonah 1:17

(Jonah and the big fish)

John 21:1-6

(Jesus and the disciples' net full of fish)

Matthew 17:24-27 (the coin in the fish's mouth)

Ask: **What do these stories tell us about obeying God?** (Even animals obey God.) **What is the result of obeying God?** (When we obey God, we are blessed with a character that is more like Jesus'.) **What do we do when we obey God?** (We worship Him.) **Let's say today's message together.**



WE WORSHIP GOD WHEN WE FOLLOW HIS INSTRUCTIONS.

3

Applying the Lesson

You Need:

- Bibles
- parents of children in your class

Parent and Child Instructions

If possible, invite the parents to come in for the last 10 or 15 minutes of Sabbath School. Keep parents and children separate initially.

Say: **God gave the children of Israel lots of instructions, such as the Ten Commandments and about how to live. He wanted them to be healthy and, happy, and to live peacefully together.**

Ask for children to volunteer to read aloud Exodus 20:12 and Ephesians 6:1-3. After the texts are read, say to the children: **God gave us parents to look after us. What do these verses say about God's instructions to children?** Allow time. **God also has words of instruction to parents.** Ask for parents to volunteer to read Ephesians 6:4 and Deuteronomy 6:5-9. Allow time, then ask: **What do these texts say to parents about raising their children?**

Debriefing

Say: **Children, take a minute and think of one way you can show your parents that you love and honor them. Parents, how can you show your children you love and honor them? When you have an idea, touch your ear, so I'll know you're ready.**

Allow response time as you ask the children: **What do we do that shows our parents that we love and honor them? What tells our parents that we don't honor them? What does honoring them mean? Why is it important to obey God in honoring our parents?**

Why is it important for parents to love their children? Let's say our message so your parents can hear it too:



WE WORSHIP GOD WHEN WE FOLLOW HIS INSTRUCTIONS.

Ask the parents to stay for the next activity.

4

Sharing the Lesson

Paper Tearing

Now pair the students with their parents. Ensure that any children without parents present are paired with a teacher or another adult. Give each person (children and parents) a piece of colored construction paper. Instruct them to tear the paper into a shape to show one way they can honor their parents or children. For example:

- a bed—to promise that the child will make their bed when asked to
 - a shovel—to say that the child will help in the garden
 - a set of lips—they will speak nicely to each other or say thank you more often
- Help the children write on their

papers, “Because Jesus loves me and I love you, I will . . .” Ask the parents to write the same words.

Debriefing

Invite the children and parents to share their torn paper with each other and to explain what it means. Then invite children and parents to pray together, asking God to help them be obedient to Him and loving to each other. Say: **Let’s say our message together one last time:**



WE WORSHIP GOD WHEN WE FOLLOW HIS INSTRUCTIONS.

Closing

Sing together “I Have Decided to Follow Jesus” (*Sing for Joy*, no. 119). Pray that God will help the children follow His instructions.

You Need:

- colored construction paper
- pencils or pens
- parents of children in your class

Balaam and the Talking Donkey

References

Numbers 22–24;
Patriarchs and
Prophets,
pp. 438–452

Memory Verse

“Anyone who loves
me will obey my
teaching.”
(John 14:23, NIV).

The Message

We worship God
when we follow His
instructions.

*Have you ever seen a dog do tricks?
Some dogs can roll over and sit up. In our
story, a man heard a donkey talk, really talk!
Let’s find out what it said.*

The Israelites were nearing the Promised Land. But the surrounding nations had tried to stand in their way, forcing the Israelites to go to war with them. But God was on their side, and each victory sent a message.

Balak, the king of Moab, knew he didn’t have any hope against that kind of strength. But then he remembered what he had heard about Balaam. Some said that whatever Balaam blessed was truly blessed. And whatever he cursed was cursed. If Balak could get Balaam to curse the Israelites, his army might have a chance. So he sent some messengers to bring Balaam to him. They took along a lot of gold, the money of their day.

Balaam believed in God. He had once been a prophet. But he had become greedy and no longer served God. Yet, when the messengers came, Balaam asked God for instructions. The answer came back, “Do not go with them. You must not put a curse on those people, because I have blessed them.”*

So Balaam sent the messengers home. But Balak sent more messengers, with even more gold.

Balaam knew that God did not want him to go. So he said, “King Balak could give me his palace full of silver and gold. But I cannot disobey the Lord.”

God knew that Balaam really wanted to go. So that night God said to Balaam, “These men have come to ask you to go with them. Go. But only do what I tell you.” So Balaam saddled his donkey and went with the messengers.

Balaam didn’t see the angel standing in the road to block his way. But his donkey did, and she turned off into a field. Balaam beat the donkey to get her back onto the road.

The angel appeared a second time. And the donkey moved against a wall, smashing Balaam’s foot. Balaam beat her a second time. The third time the angel appeared, there was no place for the donkey to go. So she lay down in the road.

It was after this third beating that the Lord made the donkey speak. “What have I done to you to make you beat me these three times?” she asked Balaam. (See Numbers 22:28-30.)

Balaam was so angry that he answered without thinking. “You’ve made a fool out of me,” he said.

“You have ridden me for years,” the donkey responded. “Have I ever done this to you before?”

And that’s when Balaam saw the angel. “If your donkey hadn’t turned away from me, I would have killed you by now,” the angel said. Balaam’s life had been saved by his donkey!

“I have sinned,” responded Balaam to the angel. “If I am wrong, I will go back.”

The angel said, “Go, but you will only be able to say what the Lord wants you to say.”

When Balaam finally met Balak, he warned Balak. “I can only say what the Lord wants me to say.”

In three different places that day, Balak asked Balaam to curse the Israelites. But every time Balaam opened his mouth, blessings for the Israelites came out.

After the third time, Balak was angry. “Go home!” he ordered. “I called you here to curse my enemies. But you have blessed them three times!”

“Didn’t I tell you I couldn’t do anything against the command of the Lord?” Balaam answered. “Before I leave, I will

tell you what these people will do to your people.” Then Balaam prophesied truly. “A ruler will rise from Israel. He will defeat the Moabites. . . . The Israelites will destroy the city.”

God taught Balaam that worship involves everything you do. It is living a life that is pleasing to God. Worship is listening to God’s voice and following His commands. It is using our voices, our speech, and our actions to honor God.

*Much of the dialogue in this story is from Numbers 22-24, ICB.

Daily Activities

Sabbath

- With your family, find a quiet place and read your lesson together. Why did Balaam want to go with the messengers? Do you really think the donkey talked? How do you know?
- Teach your memory verse to your family. Ask them what it means to them.
- Sing some praise songs before prayer.

Sunday

- Sometime today, ask permission to make a cake without following the instructions. Let each family member add something that they think should go into the batter. Bake the cake, then taste it. What difference do instructions make? Where can we find God’s instructions for us?
- Sing a song about the Bible, God’s instruction book. Then thank Him for it.

Monday

- Read and discuss Numbers 22:1–20 for worship. Notice verse 18. If Balaam said that, why did he go with King Balak’s messengers?
- Trace your hands and feet on a piece of paper. Around them, draw pictures of ways you can tell your parents you love them. Give it to your parents with a big hug.
- Sing favorite songs about obeying Jesus. If you really want to obey Him, write your name here: _____ . Ask Him to help you.

Tuesday

- Read Numbers 22:21–41 during worship. Why did the angel appear to the donkey? to Balaam? Who saved Balaam’s life? How do you think Balaam felt when he heard his donkey talking to him? Why did he answer the donkey? What kept Balaam from thinking clearly?

- Find out more about donkeys. (Hint: Borrow a book about it from the library or with your parents’ permission check the Internet.) Draw a picture of one.
- Sing a song about animals. Then thank God for animal friends.

Wednesday

- For worship today, read Numbers 23. Talk about the two messages recorded in this chapter. Why do you think Balaam offered sacrifices to God? (See *Patriarchs and Prophets*, p. 444.)
- If you have a pet, spend some special time with it today. Or draw a picture of a pet that you would like to have. Think about how you treat animals.
- Pray that God will help you know how to take care of His animals.

Thursday

- Read and discuss Numbers 24 during family worship today. Study Balaam’s third blessing (verses 3-9). Why did these blessings make King Balak angry? What did he tell Balaam to do?
- Now look at the first part of Balaam’s final message from God (verses 10–19). What does it say about Israel? Read verse 17 again. Who is the star that will rise from Israel?
- Thank God for sending Jesus to be your Savior.

Friday

- Act out the Bible story with your family for worship. Who will be the donkey? the angel? the voice of God? Ask each person to tell what they have learned from the story. Is it better to give blessings or curses? Why?
- Sing songs about the Bible. Then pray that God will use you to bless others. Tell Jesus what you’re thankful for this week.

For Lesson 1, page 17. Sharing the Lesson.

At Your Service

Name


Date

For Lesson 3, page 37. Sharing the Lesson.

Jesus loves you so much;
He died to save you.

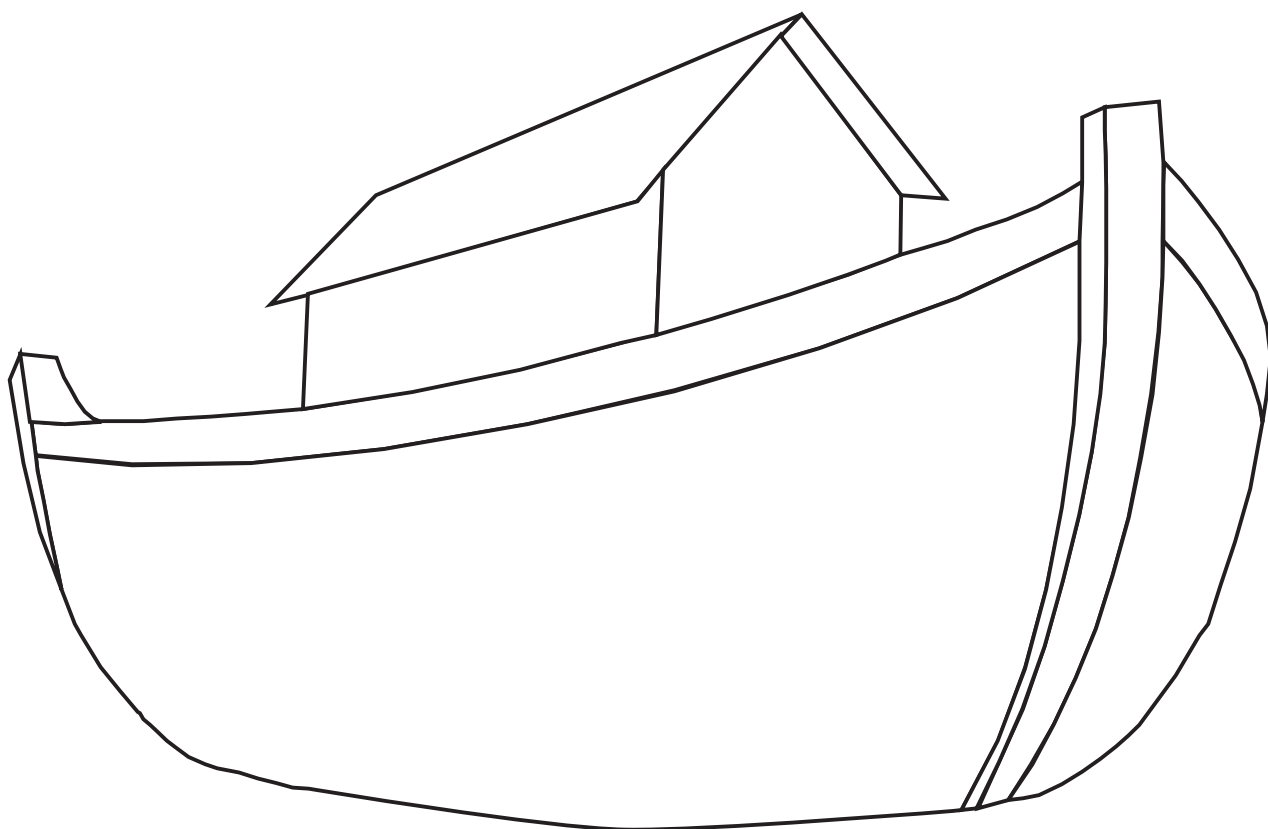
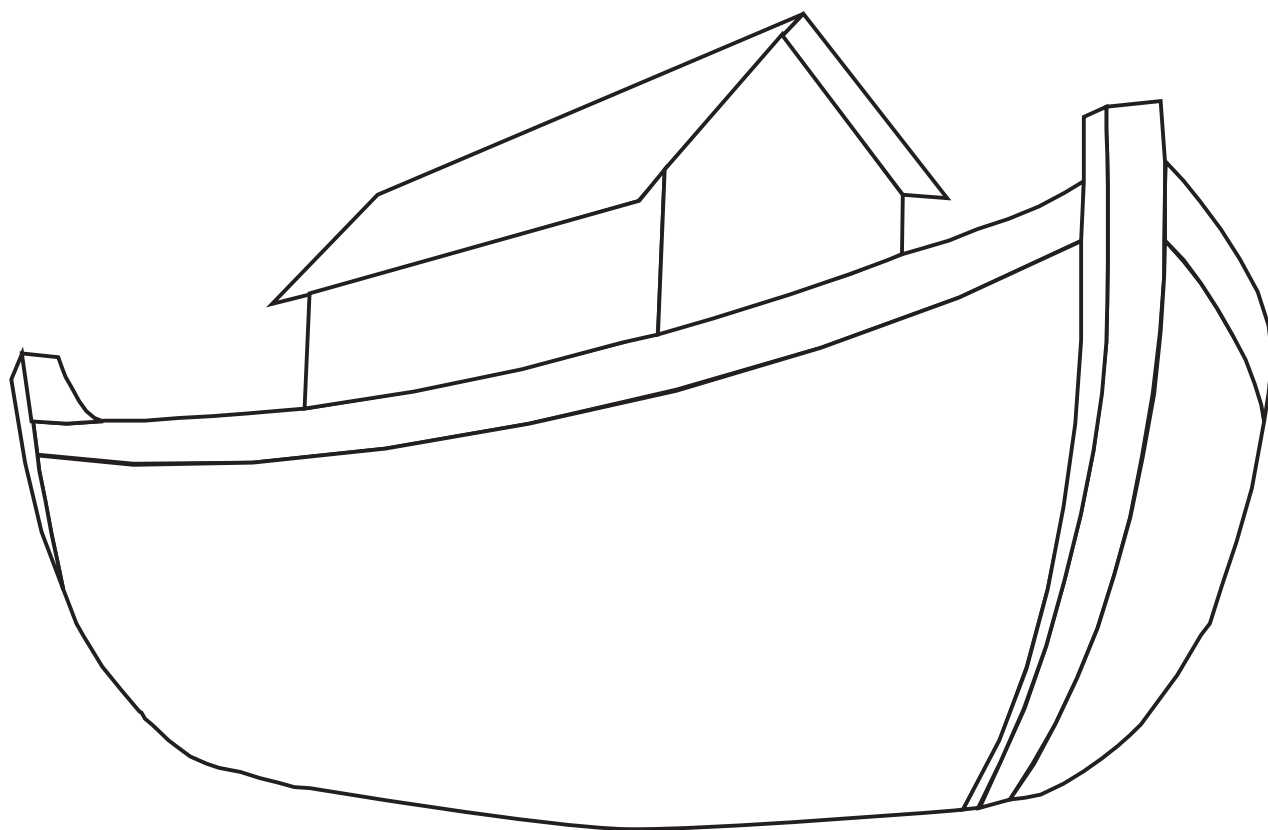
Permission to photocopy this page granted for local church use. Copyright © 2004 General Conference Corporation of Seventh-day Adventists®.

For Lesson 6, pages 66 and 67. Memory Verse and Sharing the Lesson.




Permission to photocopy this page granted for local church use. Copyright © 2004 General Conference Corporation of Seventh-day Adventists®.

For Lesson 7, page 77. Sharing the Lesson.



Permission to photocopy this page granted for local church use. Copyright © 2004 General Conference Corporation of Seventh-day Adventists®.



**"Love the Lord your
God and . . . serve him
with all your heart."**

Deuteronomy

11:13

**"Love the Lord your
God and . . . serve him
with all your heart."**

Deuteronomy

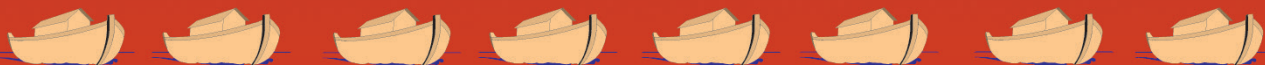
11:13



My Memory Verses



1. "Now that I, your Lord and Teacher, have washed your feet, you also should wash one another's feet" (John 13:14, NIV).
2. "Carry each other's burdens, and in this way you will fulfill the law of Christ" (Galatians 6:2, NIV).
3. "For God so loved the world that he gave his one and only Son, that whoever believes in him shall not perish but have eternal life" (John 3:16, NIV).
4. "He said to them, 'Go into all the world and preach the gospel to all creation'" (Mark 16:15, NIV).
5. "Again Jesus said, . . . 'Do you love me?' . . . 'Take care of my sheep'" (John 21:16, NIV).
6. "Teach me to do your will, for you are my God" (Psalm 143:10, NIV).
7. "Work together as a team for the faith" (Philippians 1:27, ICB).
8. "Let us not become weary in doing good, for at the proper time we will reap a harvest if we do not give up" (Galatians 6:9, NIV).
9. "I will remember my covenant between me and you and all living creatures of every kind. Never again will the waters become a flood to destroy all life" (Genesis 9:15, NIV).
10. "If you call the Sabbath a delight . . . you will find your joy in the Lord" (Isaiah 58:13, 14, NIV).
11. "Have faith in God" (Mark 11:22, NIV).
12. "Love the Lord your God and . . . serve him with all your heart" (Deuteronomy 10:13, NIV).
13. "Anyone who loves me will obey my teaching" (John 14:23, NIV).



SEVENTH-DAY
ADVENTIST
CHURCH

